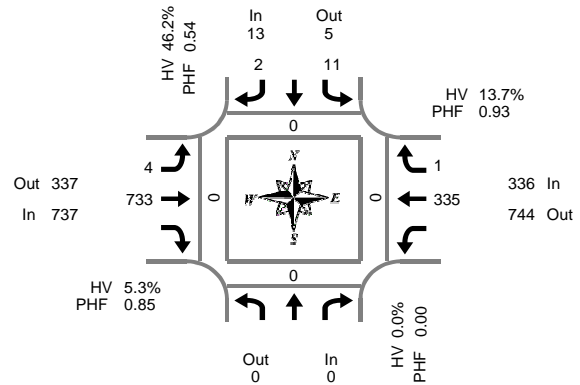


Total Vehicle Summary



Clay Carney
(503) 833-2740



Clemens Mill Rd & Hwy 34

Thursday, May 10, 2012
6:30 AM to 9:30 AM

15-Minute Interval Summary

6:30 AM to 9:30 AM

Interval Start Time	Northbound Clemens Mill Rd				Southbound Clemens Mill Rd				Eastbound Hwy 34				Westbound Hwy 34				Interval Total	Pedestrians Crosswalk			
	Bikes	L	R	Bikes	L	T	Bikes	T	R	Bikes	T	R	Bikes	North	South	East		West			
6:30 AM	0	1	0	0	4	99	0	53	3	0	160	0	0	0	0						
6:45 AM	0	1	0	0	5	131	0	68	5	0	210	0	0	0	0						
7:00 AM	0	8	3	0	1	108	0	75	2	0	197	0	0	0	0						
7:15 AM	0	5	0	0	2	165	0	78	0	0	250	0	0	0	0						
7:30 AM	0	5	1	0	0	218	0	83	0	0	307	0	0	0	0						
7:45 AM	0	1	1	0	1	171	0	89	1	0	264	0	0	0	0						
8:00 AM	0	0	0	0	1	179	0	85	0	0	265	0	0	0	0						
8:15 AM	0	0	0	0	0	117	0	81	2	0	200	0	0	0	0						
8:30 AM	0	0	1	0	0	150	0	65	4	4	220	0	0	0	0						
8:45 AM	0	2	1	0	0	116	0	99	1	0	219	0	0	0	0						
9:00 AM	0	3	0	0	0	129	1	94	0	0	226	0	0	0	0						
9:15 AM	0	0	1	0	0	119	0	92	1	0	213	0	0	0	0						
Total Survey	0	26	8	0	14	1,702	1	962	19	4	2,731	0	0	0	0						

Peak Hour Summary

7:15 AM to 8:15 AM

By Approach	Northbound Clemens Mill Rd				Southbound Clemens Mill Rd				Eastbound Hwy 34				Westbound Hwy 34				Total	Pedestrians Crosswalks			
	In	Out	Total	Bikes	In	Out	Total	Bikes	In	Out	Total	Bikes	In	Out	Total	Bikes		North	South	East	West
Volume	0	0	0	0	13	5	18	0	737	337	1,074	0	336	744	1,080	0	0	0	0	0	
%HV	0.0%				46.2%				5.3%				13.7%				8.4%				
PHF	0.00				0.54				0.85				0.93				0.88				

By Movement	Northbound Clemens Mill Rd				Southbound Clemens Mill Rd				Eastbound Hwy 34				Westbound Hwy 34				Total
	Total	L	R	Total	L	T	Total	T	R	Total	T	R	Total				
Volume	0	11	2	13	4	733	737	335	1	336	1,086						
%HV	NA	NA	NA	0.0%	45.5%	NA	50.0%	46.2%	25.0%	5.2%	NA	5.3%	NA	13.4%	#####	13.7%	8.4%
PHF	0.00	0.55	0.50	0.54	0.50	0.84	0.85	0.94	0.25	0.93	0.88						

Rolling Hour Summary

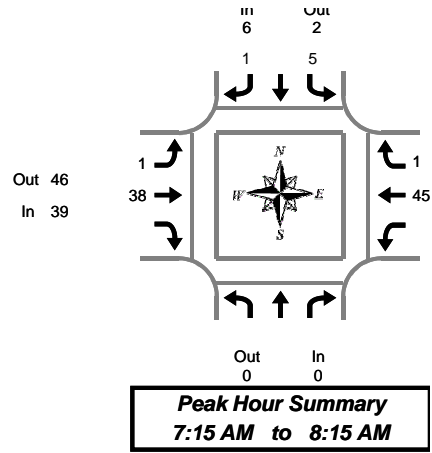
6:30 AM to 9:30 AM

Interval Start Time	Northbound Clemens Mill Rd				Southbound Clemens Mill Rd				Eastbound Hwy 34				Westbound Hwy 34				Interval Total	Pedestrians Crosswalk			
	Bikes	L	R	Bikes	L	T	Bikes	T	R	Bikes	T	R	Bikes	North	South	East		West			
6:30 AM	0	15	3	0	12	503	0	274	10	0	817	0	0	0	0						
6:45 AM	0	19	4	0	8	622	0	304	7	0	964	0	0	0	0						
7:00 AM	0	19	5	0	4	662	0	325	3	0	1,018	0	0	0	0						
7:15 AM	0	11	2	0	4	733	0	335	1	0	1,086	0	0	0	0						
7:30 AM	0	6	2	0	2	685	0	338	3	0	1,036	0	0	0	0						
7:45 AM	0	1	2	0	2	617	0	320	7	4	949	0	0	0	0						
8:00 AM	0	2	2	0	1	562	0	330	7	4	904	0	0	0	0						
8:15 AM	0	5	2	0	0	512	1	339	7	4	865	0	0	0	0						
8:30 AM	0	5	3	0	0	514	1	350	6	4	878	0	0	0	0						

Heavy Vehicle Summary



Clay Carney
(503) 833-2740



Clemens Mill Rd & Hwy 34

Thursday, May 10, 2012
6:30 AM to 9:30 AM

Heavy Vehicle 15-Minute Interval Summary 6:30 AM to 9:30 AM

Interval Start Time	Northbound Clemens Mill Rd			Southbound Clemens Mill Rd			Eastbound Hwy 34			Westbound Hwy 34			Interval Total	
	Total	L	R	Total	L	R	Total	L	T	Total	T	R		Total
6:30 AM	0	0	0	0	0	0	0	0	4	4	6	0	6	10
6:45 AM	0	0	0	0	0	0	0	6	6	6	12	0	12	18
7:00 AM	0	2	1	3	0	3	3	10	3	10	10	0	10	16
7:15 AM	0	1	0	1	0	1	0	8	8	8	12	0	12	21
7:30 AM	0	3	1	4	0	4	0	13	13	13	9	0	9	26
7:45 AM	0	1	0	1	0	1	1	10	11	11	13	1	14	26
8:00 AM	0	0	0	0	0	0	0	7	7	7	11	0	11	18
8:15 AM	0	0	0	0	0	0	0	6	6	6	11	1	12	18
8:30 AM	0	0	0	0	0	0	0	9	9	9	14	0	14	23
8:45 AM	0	2	0	2	0	2	0	9	9	9	11	0	11	22
9:00 AM	0	3	0	3	0	3	0	9	9	9	12	0	12	24
9:15 AM	0	0	0	0	0	0	0	6	6	6	9	0	9	15
Total Survey	0	12	2	14	1	90	91	130	2	132	237			

Heavy Vehicle Peak Hour Summary 7:15 AM to 8:15 AM

By Approach	Northbound Clemens Mill Rd			Southbound Clemens Mill Rd			Eastbound Hwy 34			Westbound Hwy 34			Total
	In	Out	Total	In	Out	Total	In	Out	Total	In	Out	Total	
Volume	0	0	0	6	2	8	39	46	85	46	43	89	91
PHF	0.00			0.19			0.30			0.31			0.31

By Movement	Northbound Clemens Mill Rd			Southbound Clemens Mill Rd			Eastbound Hwy 34			Westbound Hwy 34			Total
	Total	L	R	Total	L	R	Total	L	T	Total	T	R	
Volume	0	5	1	6	1	38	39	45	1	46	91		
PHF	0.00	0.21	0.13	0.19	0.25	0.31	0.30	0.30	0.13	0.31	0.31		0.31

Heavy Vehicle Rolling Hour Summary 6:30 AM to 9:30 AM

Interval Start Time	Northbound Clemens Mill Rd			Southbound Clemens Mill Rd			Eastbound Hwy 34			Westbound Hwy 34			Interval Total
	Total	L	R	Total	L	R	Total	L	T	Total	T	R	
6:30 AM	0	3	1	4	0	21	21	40	0	40	65		
6:45 AM	0	6	2	8	0	30	30	43	0	43	81		
7:00 AM	0	7	2	9	1	34	35	44	1	45	89		
7:15 AM	0	5	1	6	1	38	39	45	1	46	91		
7:30 AM	0	4	1	5	1	36	37	44	2	46	88		
7:45 AM	0	1	0	1	1	32	33	49	2	51	85		
8:00 AM	0	2	0	2	0	31	31	47	1	48	81		
8:15 AM	0	5	0	5	0	33	33	48	1	49	87		
8:30 AM	0	5	0	5	0	33	33	46	0	46	84		

Peak Hour Summary

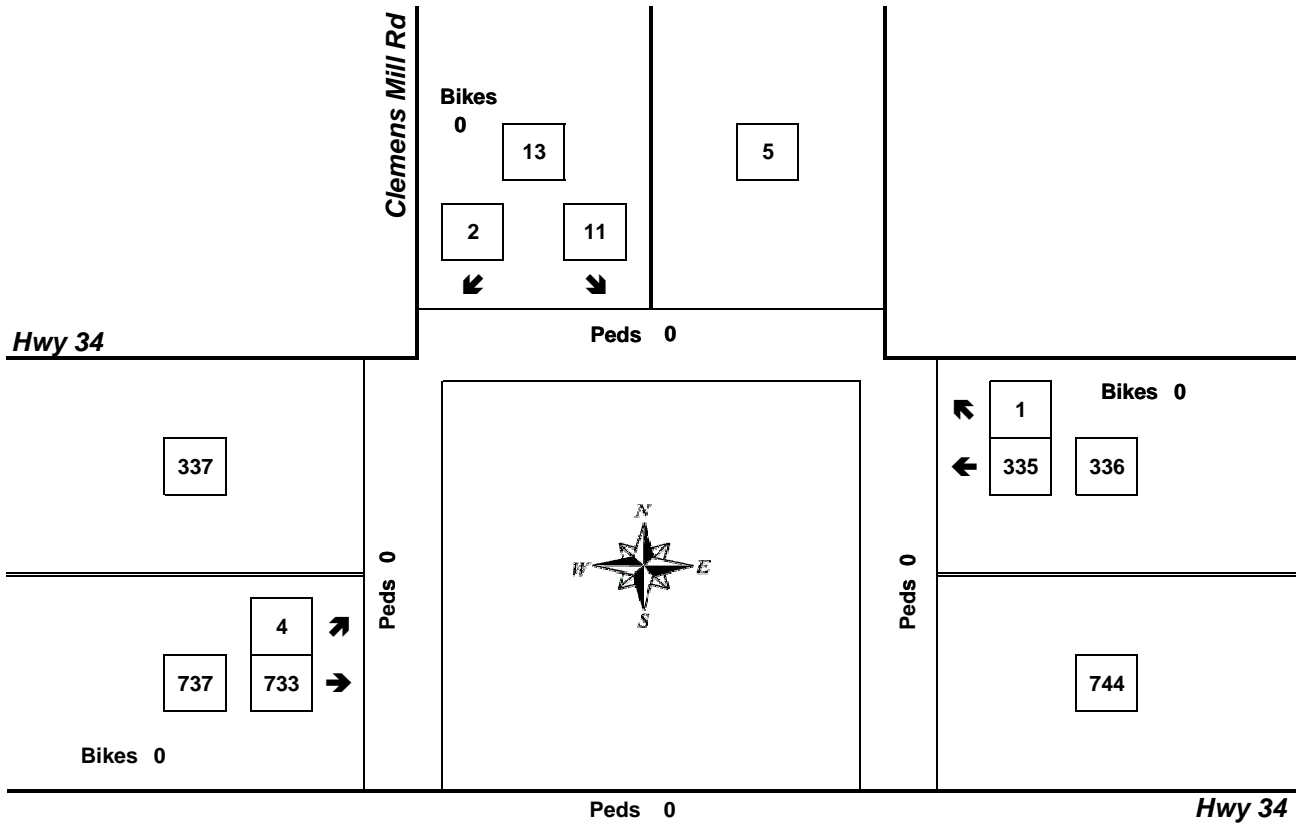


Clay Carney
(503) 833-2740

Clemens Mill Rd & Hwy 34

7:15 AM to 8:15 AM

Thursday, May 10, 2012



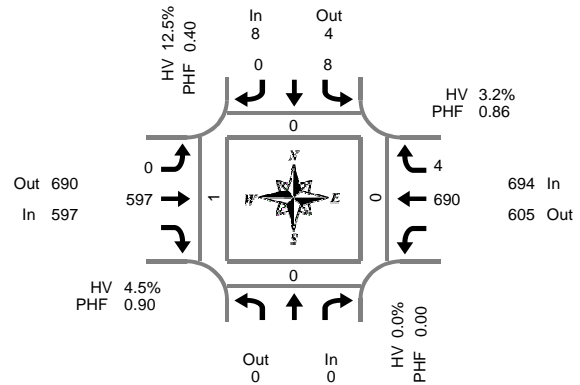
Approach	PHF	HV%	Volume
EB	0.85	5.3%	737
WB	0.93	13.7%	336
NB	0.00	0.0%	0
SB	0.54	46.2%	13
Intersection	0.88	8.4%	1,086

Count Period: 6:30 AM to 9:30 AM

Total Vehicle Summary



Clay Carney
(503) 833-2740



Clemens Mill Rd & Hwy 34

Thursday, May 10, 2012
3:30 PM to 6:30 PM

15-Minute Interval Summary

3:30 PM to 6:30 PM

Interval Start Time	Northbound Clemens Mill Rd				Southbound Clemens Mill Rd				Eastbound Hwy 34				Westbound Hwy 34				Interval Total	Pedestrians Crosswalk			
	Bikes	L	R	Bikes	L	T	Bikes	L	T	Bikes	T	R	Bikes	North	South	East		West			
3:30 PM	0	0	0	0	0	157	1	122	3	0	282	0	0	0	0						
3:45 PM	0	1	1	0	0	141	0	134	1	0	278	0	0	0	0						
4:00 PM	0	1	2	0	2	143	1	174	4	0	326	0	0	0	0						
4:15 PM	0	2	3	0	0	107	0	150	1	0	263	0	0	0	1						
4:30 PM	0	0	0	0	0	165	2	176	1	0	342	0	0	0	0						
4:45 PM	0	3	0	0	0	147	0	148	3	0	301	0	0	0	1						
5:00 PM	0	5	0	0	0	155	0	165	0	0	325	0	0	0	0						
5:15 PM	0	0	0	0	0	130	1	201	0	0	331	0	0	0	0						
5:30 PM	0	1	3	0	0	158	0	165	0	0	327	0	0	0	0						
5:45 PM	0	3	0	0	2	102	0	150	1	0	258	1	0	0	0						
6:00 PM	0	0	0	0	0	104	0	137	0	0	241	0	0	0	0						
6:15 PM	0	0	0	0	0	83	0	116	0	0	199	0	0	0	0						
Total Survey	0	16	9	0	4	1,592	5	1,838	14	0	3,473	1	0	0	2						

Peak Hour Summary

4:30 PM to 5:30 PM

By Approach	Northbound Clemens Mill Rd				Southbound Clemens Mill Rd				Eastbound Hwy 34				Westbound Hwy 34				Total	Pedestrians Crosswalk			
	In	Out	Total	Bikes	In	Out	Total	Bikes	In	Out	Total	Bikes	In	Out	Total	Bikes		North	South	East	West
Volume	0	0	0	0	8	4	12	0	597	690	1,287	3	694	605	1,299	0	0	0	0	1	
%HV	0.0%				12.5%				4.5%				3.2%				3.8%				
PHF	0.00				0.40				0.90				0.86				0.95				

By Movement	Northbound Clemens Mill Rd				Southbound Clemens Mill Rd				Eastbound Hwy 34				Westbound Hwy 34				Total
	Total	L	R	Total	L	T	Total	T	R	Total	T	R	Total				
Volume	0	8	0	8	0	597	597	690	4	694	1,299						
%HV	NA	NA	NA	0.0%	12.5%	NA	0.0%	12.5%	0.0%	4.5%	NA	4.5%	NA	2.9%	50.0%	3.2%	3.8%
PHF	0.00	0.40	0.00	0.40	0.00	0.90	0.90	0.86	0.33	0.86	0.95						

Rolling Hour Summary

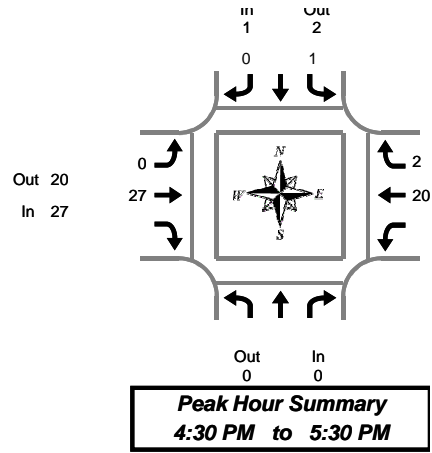
3:30 PM to 6:30 PM

Interval Start Time	Northbound Clemens Mill Rd				Southbound Clemens Mill Rd				Eastbound Hwy 34				Westbound Hwy 34				Interval Total	Pedestrians Crosswalk			
	Bikes	L	R	Bikes	L	T	Bikes	L	T	Bikes	T	R	Bikes	North	South	East		West			
3:30 PM	0	4	6	0	2	548	2	580	9	0	1,149	0	0	0	1						
3:45 PM	0	4	6	0	2	556	3	634	7	0	1,209	0	0	0	1						
4:00 PM	0	6	5	0	2	562	3	648	9	0	1,232	0	0	0	2						
4:15 PM	0	10	3	0	0	574	2	639	5	0	1,231	0	0	0	2						
4:30 PM	0	8	0	0	0	597	3	690	4	0	1,299	0	0	0	1						
4:45 PM	0	9	3	0	0	590	1	679	3	0	1,284	0	0	0	1						
5:00 PM	0	9	3	0	2	545	1	681	1	0	1,241	1	0	0	0						
5:15 PM	0	4	3	0	2	494	1	653	1	0	1,157	1	0	0	0						
5:30 PM	0	4	3	0	2	447	0	568	1	0	1,025	1	0	0	0						

Heavy Vehicle Summary



Clay Carney
(503) 833-2740



Clemens Mill Rd & Hwy 34

Thursday, May 10, 2012
3:30 PM to 6:30 PM

Heavy Vehicle 15-Minute Interval Summary 3:30 PM to 6:30 PM

Interval Start Time	Northbound Clemens Mill Rd			Southbound Clemens Mill Rd			Eastbound Hwy 34			Westbound Hwy 34			Interval Total	
	Total	L	R	Total	L	R	Total	L	T	Total	T	R		Total
3:30 PM	0	0	0	0	0	0	0	12		12	3	2	5	17
3:45 PM	0	0	0	0	0	0	0	8		8	6	0	6	14
4:00 PM	0	0	0	0	0	0	1	8		9	7	0	7	16
4:15 PM	0	0	0	0	0	0	0	1		1	6	0	6	7
4:30 PM	0	0	0	0	0	0	0	9		9	7	0	7	16
4:45 PM	0	1	0	0	1	0	6	6		6	7	2	9	16
5:00 PM	0	0	0	0	0	0	0	8		8	3	0	3	11
5:15 PM	0	0	0	0	0	0	4	4		4	3	0	3	7
5:30 PM	0	0	0	0	0	0	9	9		9	4	0	4	13
5:45 PM	0	0	0	0	0	0	3	3		3	4	0	4	7
6:00 PM	0	0	0	0	0	0	3	3		3	4	0	4	7
6:15 PM	0	0	0	0	0	0	2	2		2	1	0	1	3
Total Survey	0	1	0	1	1	73		74		55	4	59	134	

Heavy Vehicle Peak Hour Summary 4:30 PM to 5:30 PM

By Approach	Northbound Clemens Mill Rd			Southbound Clemens Mill Rd			Eastbound Hwy 34			Westbound Hwy 34			Total
	In	Out	Total	In	Out	Total	In	Out	Total	In	Out	Total	
Volume	0	0	0	1	2	3	27	20	47	22	28	50	50
PHF	0.00			0.25			0.23			0.25			0.27

By Movement	Northbound Clemens Mill Rd			Southbound Clemens Mill Rd			Eastbound Hwy 34			Westbound Hwy 34			Total	
	Total	L	R	Total	L	T	Total	L	T	Total	T	R		Total
Volume	0	1	0	1	0	1	0	27		27	20	2	22	50
PHF	0.00	0.25	0.00	0.25	0.00	0.25	0.00	0.24		0.23	0.25	0.25	0.25	0.27

Heavy Vehicle Rolling Hour Summary 3:30 PM to 6:30 PM

Interval Start Time	Northbound Clemens Mill Rd			Southbound Clemens Mill Rd			Eastbound Hwy 34			Westbound Hwy 34			Interval Total	
	Total	L	R	Total	L	T	Total	L	T	Total	T	R		Total
3:30 PM	0	0	0	0	0	0	1	29		30	22	2	24	54
3:45 PM	0	0	0	0	0	0	1	26		27	26	0	26	53
4:00 PM	0	1	0	0	1	1	1	24		25	27	2	29	55
4:15 PM	0	1	0	0	1	0	24		24	23	2	25	50	
4:30 PM	0	1	0	0	1	0	27		27	20	2	22	50	
4:45 PM	0	1	0	0	1	0	27		27	17	2	19	47	
5:00 PM	0	0	0	0	0	0	24		24	14	0	14	38	
5:15 PM	0	0	0	0	0	0	19		19	15	0	15	34	
5:30 PM	0	0	0	0	0	0	17		17	13	0	13	30	

Peak Hour Summary

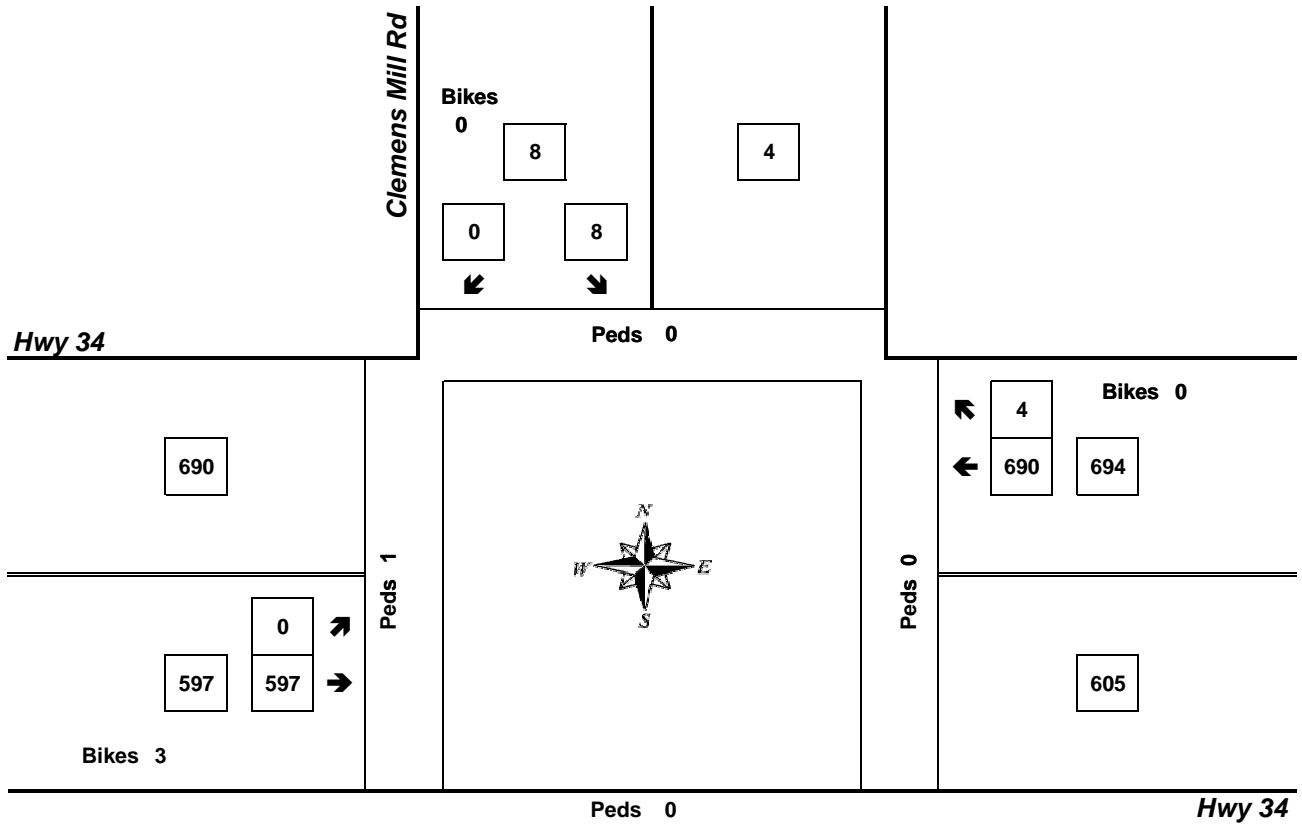


Clay Carney
(503) 833-2740

Clemens Mill Rd & Hwy 34

4:30 PM to 5:30 PM

Thursday, May 10, 2012



Bikes
0

Approach	PHF	HV%	Volume
EB	0.90	4.5%	597
WB	0.86	3.2%	694
NB	0.00	0.0%	0
SB	0.40	12.5%	8
Intersection	0.95	3.8%	1,299

Count Period: 3:30 PM to 6:30 PM