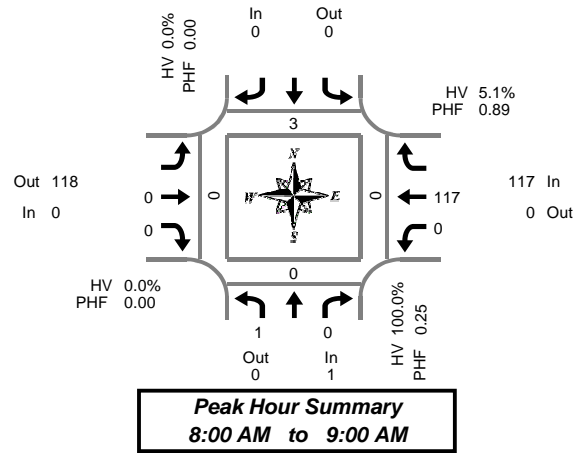


Total Vehicle Summary



Clay Carney
(503) 833-2740



Hwy 34 & SW Western Blvd

Thursday, May 10, 2012
6:30 AM to 9:30 AM

15-Minute Interval Summary 6:30 AM to 9:30 AM

Interval Start Time	Northbound Hwy 34			Southbound Hwy 34			Eastbound SW Western Blvd			Westbound SW Western Blvd			Interval Total	Pedestrians Crosswalk			
	L	R	Bikes			Bikes	T	R	Bikes	L	T	Bikes		North	South	East	West
6:30 AM	0	0	0			0	0	0	0	0	7	0	7	0	0	0	0
6:45 AM	0	0	0			0	0	0	0	0	11	0	11	0	0	0	0
7:00 AM	0	0	0			0	0	0	0	0	16	0	16	0	0	0	0
7:15 AM	0	0	0			0	0	0	0	0	20	0	20	0	0	0	0
7:30 AM	0	0	0			0	0	0	0	0	19	0	19	2	0	0	0
7:45 AM	1	0	0			0	0	0	0	0	24	0	25	0	0	0	0
8:00 AM	1	0	0			0	0	0	0	0	30	1	31	1	0	0	0
8:15 AM	0	0	0			0	0	0	0	0	28	1	28	1	0	0	0
8:30 AM	0	0	0			0	0	0	0	0	33	0	33	0	0	0	0
8:45 AM	0	0	0			0	0	0	0	0	26	0	26	1	0	0	0
9:00 AM	0	0	0			0	0	0	0	0	26	0	26	0	0	0	0
9:15 AM	0	0	0			0	0	0	0	0	21	0	21	1	0	0	0
Total Survey	2	0	0			0	0	0	0	0	261	2	263	6	0	0	0

Peak Hour Summary 8:00 AM to 9:00 AM

By Approach	Northbound Hwy 34				Southbound Hwy 34				Eastbound SW Western Blvd				Westbound SW Western Blvd				Total	Pedestrians Crosswalk			
	In	Out	Total	Bikes	In	Out	Total	Bikes	In	Out	Total	Bikes	In	Out	Total	Bikes		North	South	East	West
Volume	1	0	1	0	0	0	0	0	0	118	118	0	117	0	117	2	118	3	0	0	0
%HV	100.0%				0.0%				0.0%				5.1%				5.9%				
PHF	0.25				0.00				0.00				0.89				0.89				

By Movement	Northbound Hwy 34			Southbound Hwy 34			Eastbound SW Western Blvd			Westbound SW Western Blvd			Total							
	L	R	Total			Total	T	R	Total	L	T	Total								
Volume	1	0	1			0	0	0	0	0	117	117	118							
%HV	#####	NA	0.0%	#####	NA	NA	NA	0.0%	NA	0.0%	0.0%	0.0%	0.0%	5.1%	NA	5.1%	5.9%			
PHF	0.25		0.00	0.25		0.00		0.00	0.00	0.00	0.00	0.89	0.89							

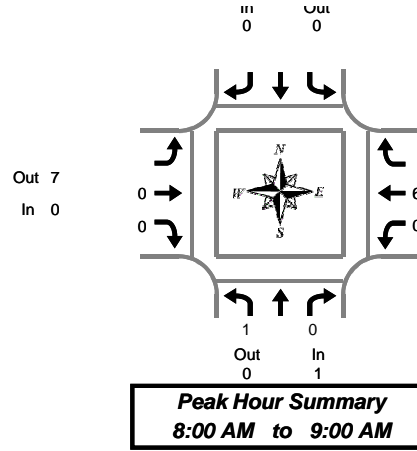
Rolling Hour Summary 6:30 AM to 9:30 AM

Interval Start Time	Northbound Hwy 34			Southbound Hwy 34			Eastbound SW Western Blvd			Westbound SW Western Blvd			Interval Total	Pedestrians Crosswalk			
	L	R	Bikes			Bikes	T	R	Bikes	L	T	Bikes		North	South	East	West
6:30 AM	0	0	0			0	0	0	0	0	54	0	54	0	0	0	0
6:45 AM	0	0	0			0	0	0	0	0	66	0	66	2	0	0	0
7:00 AM	1	0	0			0	0	0	0	0	79	0	80	2	0	0	0
7:15 AM	2	0	0			0	0	0	0	0	93	1	95	3	0	0	0
7:30 AM	2	0	0			0	0	0	0	0	101	2	103	4	0	0	0
7:45 AM	2	0	0			0	0	0	0	0	115	2	117	2	0	0	0
8:00 AM	1	0	0			0	0	0	0	0	117	2	118	3	0	0	0
8:15 AM	0	0	0			0	0	0	0	0	113	1	113	2	0	0	0
8:30 AM	0	0	0			0	0	0	0	0	106	0	106	2	0	0	0

Heavy Vehicle Summary



Clay Carney
(503) 833-2740



Hwy 34 & SW Western Blvd

Thursday, May 10, 2012
6:30 AM to 9:30 AM

Heavy Vehicle 15-Minute Interval Summary 6:30 AM to 9:30 AM

Interval Start Time	Northbound Hwy 34			Southbound Hwy 34			Eastbound SW Western Blvd			Westbound SW Western Blvd			Interval Total
	L	R	Total			Total	T	R	Total	L	T	Total	
6:30 AM	0	0	0			0	0	0	0	0	1	1	1
6:45 AM	0	0	0			0	0	0	0	0	1	1	1
7:00 AM	0	0	0			0	0	0	0	0	0	0	0
7:15 AM	0	0	0			0	0	0	0	0	2	2	2
7:30 AM	0	0	0			0	0	0	0	0	3	3	3
7:45 AM	0	0	0			0	0	0	0	0	2	2	2
8:00 AM	1	0	1			0	0	0	0	0	2	2	3
8:15 AM	0	0	0			0	0	0	0	0	2	2	2
8:30 AM	0	0	0			0	0	0	0	0	1	1	1
8:45 AM	0	0	0			0	0	0	0	0	1	1	1
9:00 AM	0	0	0			0	0	0	0	0	1	1	1
9:15 AM	0	0	0			0	0	0	0	0	2	2	2
Total Survey	1	0	1			0	0	0	0	0	18	18	19

Heavy Vehicle Peak Hour Summary 8:00 AM to 9:00 AM

By Approach	Northbound Hwy 34			Southbound Hwy 34			Eastbound SW Western Blvd			Westbound SW Western Blvd			Total
	In	Out	Total	In	Out	Total	In	Out	Total	In	Out	Total	
Volume	1	0	1	0	0	0	0	7	7	6	0	6	7
PHF	0.25			0.00			0.00			0.21			0.22

By Movement	Northbound Hwy 34			Southbound Hwy 34			Eastbound SW Western Blvd			Westbound SW Western Blvd			Total
	L	R	Total			Total	T	R	Total	L	T	Total	
Volume	1	0	1			0	0	0	0	0	6	6	7
PHF	0.25		0.25			0.00	0.00	0.00	0.00	0.00	0.21	0.21	0.22

Heavy Vehicle Rolling Hour Summary 6:30 AM to 9:30 AM

Interval Start Time	Northbound Hwy 34			Southbound Hwy 34			Eastbound SW Western Blvd			Westbound SW Western Blvd			Interval Total
	L	R	Total			Total	T	R	Total	L	T	Total	
6:30 AM	0	0	0			0	0	0	0	0	4	4	4
6:45 AM	0	0	0			0	0	0	0	0	6	6	6
7:00 AM	0	0	0			0	0	0	0	0	7	7	7
7:15 AM	1	0	1			0	0	0	0	0	9	9	10
7:30 AM	1	0	1			0	0	0	0	0	9	9	10
7:45 AM	1	0	1			0	0	0	0	0	7	7	8
8:00 AM	1	0	1			0	0	0	0	0	6	6	7
8:15 AM	0	0	0			0	0	0	0	0	5	5	5
8:30 AM	0	0	0			0	0	0	0	0	5	5	5

Peak Hour Summary



Clay Carney
(503) 833-2740

Hwy 34 & SW Western Blvd

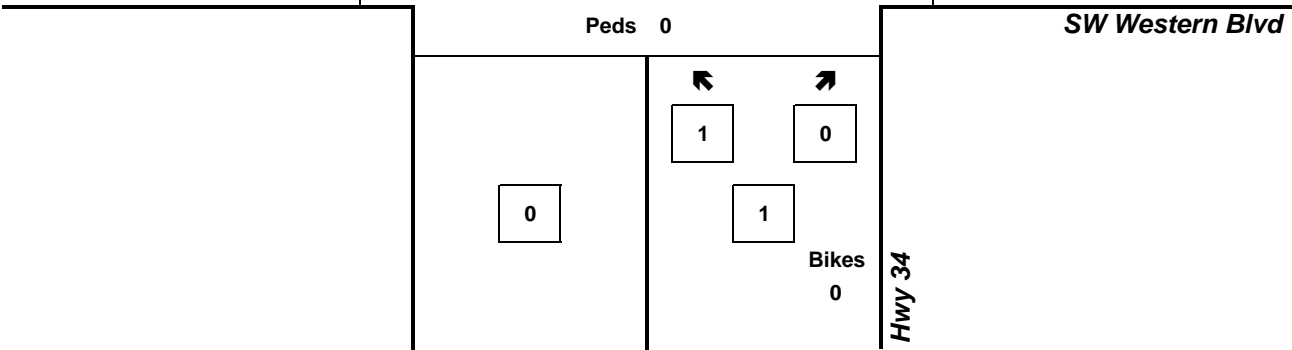
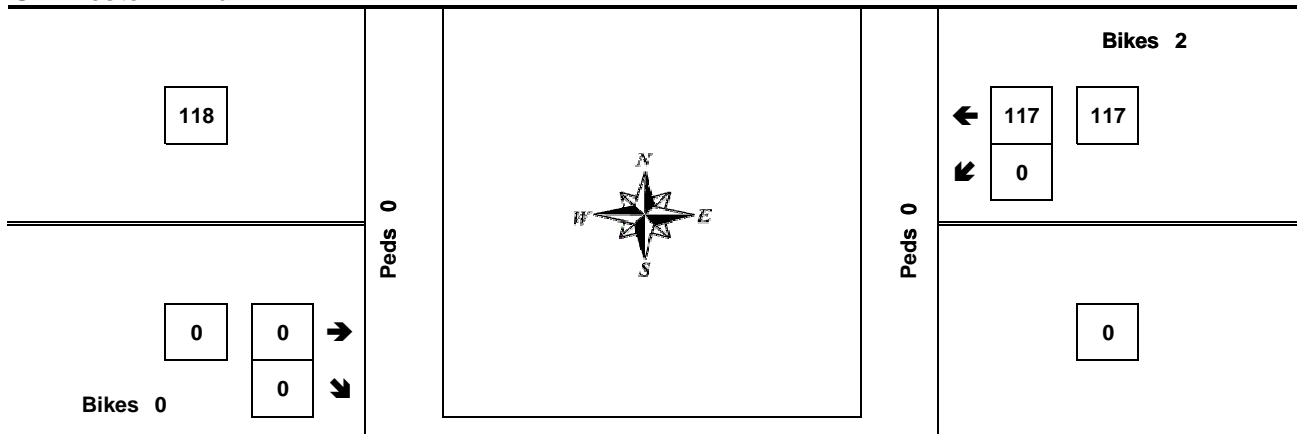
8:00 AM to 9:00 AM

Thursday, May 10, 2012

Bikes
0

SW Western Blvd

Peds 3



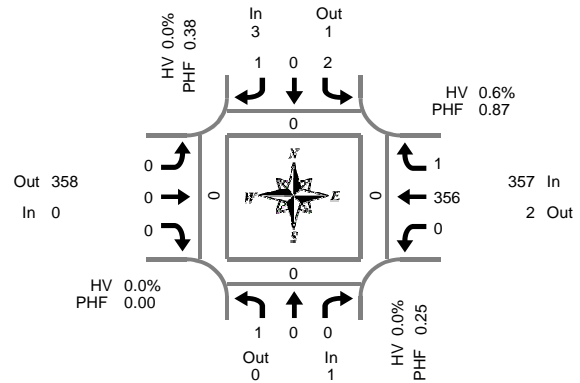
Approach	PHF	HV%	Volume
EB	0.00	0.0%	0
WB	0.89	5.1%	117
NB	0.25	100.0%	1
SB	0.00	0.0%	0
Intersection	0.89	5.9%	118

Count Period: 6:30 AM to 9:30 AM

Total Vehicle Summary



Clay Carney
(503) 833-2740



Peak Hour Summary
4:45 PM to 5:45 PM

Hwy 34 & SW Western Blvd

Thursday, May 10, 2012
3:30 PM to 6:30 PM

15-Minute Interval Summary

3:30 PM to 6:30 PM

Interval Start Time	Northbound Hwy 34				Southbound Hwy 34				Eastbound SW Western Blvd				Westbound SW Western Blvd				Interval Total	Pedestrians Crosswalk			
	L	T	R	Bikes	L	T	R	Bikes	L	T	R	Bikes	L	T	R	Bikes		North	South	East	West
3:30 PM	0	0	0	0	0	0	0	0	0	0	0	0	0	57	0	2	57	0	0	0	0
3:45 PM	1	0	0	0	0	0	1	0	0	0	0	0	0	72	1	2	75	0	0	0	0
4:00 PM	0	0	0	0	1	0	0	0	0	0	0	0	0	84	1	0	86	0	0	0	0
4:15 PM	0	0	0	0	0	0	0	0	0	0	0	0	0	59	1	2	60	0	0	0	0
4:30 PM	1	0	0	0	0	0	0	0	0	0	0	0	0	74	0	2	75	0	0	0	0
4:45 PM	0	0	0	0	1	0	1	0	0	0	0	0	0	87	0	3	89	0	0	0	0
5:00 PM	0	0	0	0	0	0	0	0	0	0	0	0	0	103	0	1	103	0	0	0	0
5:15 PM	0	0	0	0	1	0	0	0	0	0	0	0	0	89	1	4	91	0	0	0	0
5:30 PM	1	0	0	0	0	0	0	0	0	0	0	0	0	77	0	0	78	0	0	0	0
5:45 PM	1	0	0	0	0	0	0	0	0	0	0	0	0	55	1	0	57	0	0	0	0
6:00 PM	0	0	0	0	0	0	1	0	0	0	0	0	0	66	1	3	68	0	0	0	0
6:15 PM	0	1	0	0	0	0	0	0	0	0	0	0	0	43	1	1	45	2	0	0	0
Total Survey	4	1	0	0	3	0	3	0	0	0	0	0	0	866	7	20	884	2	0	0	0

Peak Hour Summary

4:45 PM to 5:45 PM

By Approach	Northbound Hwy 34				Southbound Hwy 34				Eastbound SW Western Blvd				Westbound SW Western Blvd				Total	Pedestrians Crosswalk			
	In	Out	Total	Bikes	In	Out	Total	Bikes	In	Out	Total	Bikes	In	Out	Total	Bikes		North	South	East	West
Volume	1	0	1	0	3	1	4	0	0	358	358	0	357	2	359	8	361	0	0	0	0
%HV	0.0%				0.0%				0.0%				0.6%				0.6%				
PHF	0.25				0.38				0.00				0.87				0.88				

By Movement	Northbound Hwy 34				Southbound Hwy 34				Eastbound SW Western Blvd				Westbound SW Western Blvd				Total
	L	T	R	Total	L	T	R	Total	L	T	R	Total	L	T	R	Total	
Volume	1	0	0	1	2	0	1	3	0	0	0	0	0	356	1	357	361
%HV	0.0%	0.0%	0.0%	0.0%	0.0%	0.0%	0.0%	0.0%	0.0%	0.0%	0.0%	0.0%	0.0%	0.6%	0.0%	0.6%	0.6%
PHF	0.25	0.00	0.00	0.25	0.50	0.00	0.25	0.38	0.00	0.00	0.00	0.00	0.00	0.86	0.25	0.87	0.88

Rolling Hour Summary

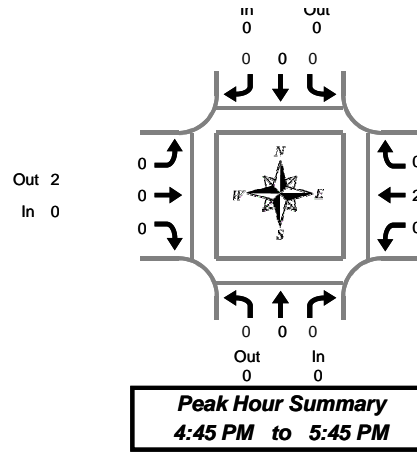
3:30 PM to 6:30 PM

Interval Start Time	Northbound Hwy 34				Southbound Hwy 34				Eastbound SW Western Blvd				Westbound SW Western Blvd				Interval Total	Pedestrians Crosswalk			
	L	T	R	Bikes	L	T	R	Bikes	L	T	R	Bikes	L	T	R	Bikes		North	South	East	West
3:30 PM	1	0	0	0	1	0	1	0	0	0	0	0	0	272	3	6	278	0	0	0	0
3:45 PM	2	0	0	0	1	0	1	0	0	0	0	0	0	289	3	6	296	0	0	0	0
4:00 PM	1	0	0	0	2	0	1	0	0	0	0	0	0	304	2	7	310	0	0	0	0
4:15 PM	1	0	0	0	1	0	1	0	0	0	0	0	0	323	1	8	327	0	0	0	0
4:30 PM	1	0	0	0	2	0	1	0	0	0	0	0	0	353	1	10	358	0	0	0	0
4:45 PM	1	0	0	0	2	0	1	0	0	0	0	0	0	356	1	8	361	0	0	0	0
5:00 PM	2	0	0	0	1	0	0	0	0	0	0	0	0	324	2	5	329	0	0	0	0
5:15 PM	2	0	0	0	1	0	1	0	0	0	0	0	0	287	3	7	294	0	0	0	0
5:30 PM	2	1	0	0	0	0	1	0	0	0	0	0	0	241	3	4	248	2	0	0	0

Heavy Vehicle Summary



Clay Carney
(503) 833-2740



Hwy 34 & SW Western Blvd

Thursday, May 10, 2012
3:30 PM to 6:30 PM

Peak Hour Summary
4:45 PM to 5:45 PM

Heavy Vehicle 15-Minute Interval Summary 3:30 PM to 6:30 PM

Interval Start Time	Northbound Hwy 34				Southbound Hwy 34				Eastbound SW Western Blvd				Westbound SW Western Blvd				Interval Total
	L	T	R	Total	L	T	R	Total	L	T	R	Total	L	T	R	Total	
3:30 PM	0	0	0	0	0	0	0	0	0	0	0	0	0	0	0	0	0
3:45 PM	0	0	0	0	0	0	0	0	0	0	0	0	0	0	2	0	2
4:00 PM	0	0	0	0	0	0	0	0	0	0	0	0	0	2	0	2	2
4:15 PM	0	0	0	0	0	0	0	0	0	0	0	0	0	1	0	1	1
4:30 PM	0	0	0	0	0	0	0	0	0	0	0	0	0	0	0	0	0
4:45 PM	0	0	0	0	0	0	0	0	0	0	0	0	0	2	0	2	2
5:00 PM	0	0	0	0	0	0	0	0	0	0	0	0	0	0	0	0	0
5:15 PM	0	0	0	0	0	0	0	0	0	0	0	0	0	0	0	0	0
5:30 PM	0	0	0	0	0	0	0	0	0	0	0	0	0	0	0	0	0
5:45 PM	0	0	0	0	0	0	0	0	0	0	0	0	0	1	0	1	1
6:00 PM	0	0	0	0	0	0	0	0	0	0	0	0	0	0	0	0	0
6:15 PM	0	0	0	0	0	0	0	0	0	0	0	0	0	1	0	1	1
Total Survey	0	0	0	0	0	0	0	0	0	0	0	0	0	9	0	9	9

Heavy Vehicle Peak Hour Summary 4:45 PM to 5:45 PM

By Approach	Northbound Hwy 34			Southbound Hwy 34			Eastbound SW Western Blvd			Westbound SW Western Blvd			Total	
	In	Out	Total	In	Out	Total	In	Out	Total	In	Out	Total		
Volume	0	0	0	0	0	0	0	2	2	2	0	2	2	2
PHF	0.00			0.00			0.00	0.00	0.00	0.00	0.10			0.10

By Movement	Northbound Hwy 34				Southbound Hwy 34				Eastbound SW Western Blvd				Westbound SW Western Blvd				Total
	L	T	R	Total	L	T	R	Total	L	T	R	Total	L	T	R	Total	
Volume	0	0	0	0	0	0	0	0	0	0	0	0	0	2	0	2	2
PHF	0.00	0.00	0.00	0.00	0.00	0.00	0.00	0.00	0.00	0.00	0.00	0.00	0.00	0.10	0.00	0.10	0.10

Heavy Vehicle Rolling Hour Summary 3:30 PM to 6:30 PM

Interval Start Time	Northbound Hwy 34				Southbound Hwy 34				Eastbound SW Western Blvd				Westbound SW Western Blvd				Interval Total
	L	T	R	Total	L	T	R	Total	L	T	R	Total	L	T	R	Total	
3:30 PM	0	0	0	0	0	0	0	0	0	0	0	0	0	5	0	5	5
3:45 PM	0	0	0	0	0	0	0	0	0	0	0	0	0	5	0	5	5
4:00 PM	0	0	0	0	0	0	0	0	0	0	0	0	0	5	0	5	5
4:15 PM	0	0	0	0	0	0	0	0	0	0	0	0	0	3	0	3	3
4:30 PM	0	0	0	0	0	0	0	0	0	0	0	0	0	2	0	2	2
4:45 PM	0	0	0	0	0	0	0	0	0	0	0	0	0	2	0	2	2
5:00 PM	0	0	0	0	0	0	0	0	0	0	0	0	0	1	0	1	1
5:15 PM	0	0	0	0	0	0	0	0	0	0	0	0	0	1	0	1	1
5:30 PM	0	0	0	0	0	0	0	0	0	0	0	0	0	2	0	2	2

Peak Hour Summary

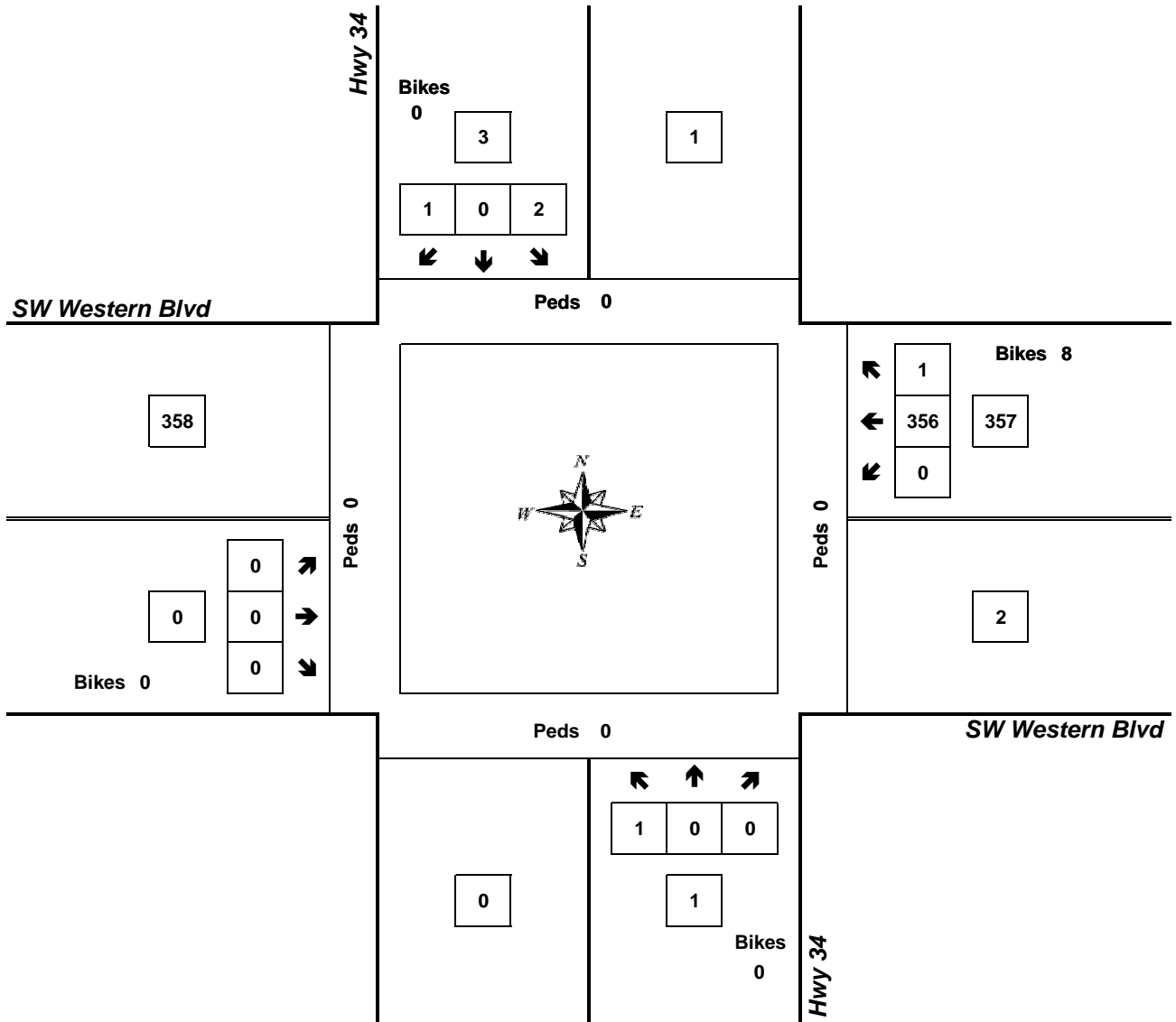


Clay Carney
(503) 833-2740

Hwy 34 & SW Western Blvd

4:45 PM to 5:45 PM

Thursday, May 10, 2012



Approach	PHF	HV%	Volume
EB	0.00	0.0%	0
WB	0.87	0.6%	357
NB	0.25	0.0%	1
SB	0.38	0.0%	3
Intersection	0.88	0.6%	361

Count Period: 3:30 PM to 6:30 PM