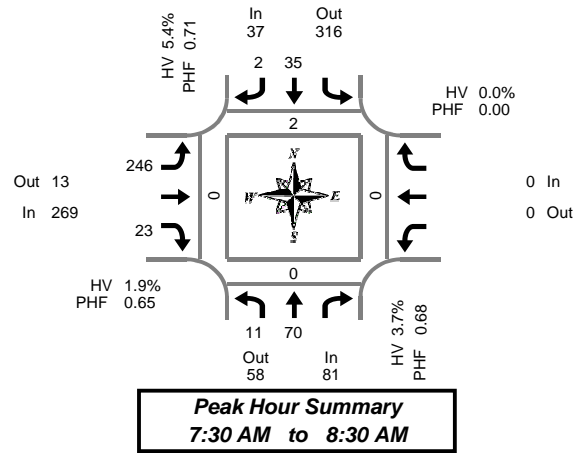


Total Vehicle Summary



Clay Carney
(503) 833-2740



SW 35th St & SW Country Club Dr

Thursday, May 10, 2012
6:30 AM to 9:30 AM

Peak Hour Summary
7:30 AM to 8:30 AM

15-Minute Interval Summary

6:30 AM to 9:30 AM

Interval Start Time	Northbound SW 35th St			Southbound SW 35th St			Eastbound SW Country Club Dr			Westbound SW Country Club Dr			Interval Total	Pedestrians Crosswalk			
	L	T	Bikes	T	R	Bikes	L	R	Bikes			Bikes		North	South	East	West
6:30 AM	0	6	0	0	0	0	9	0	0	0	0	0	15	0	0	0	0
6:45 AM	0	6	0	3	0	0	12	0	1	0	0	0	21	0	0	0	0
7:00 AM	3	9	3	3	0	0	12	2	0	0	0	0	29	0	0	0	0
7:15 AM	2	13	0	7	0	0	24	1	1	0	0	0	47	0	1	0	0
7:30 AM	3	25	0	4	0	0	48	7	1	0	0	0	87	2	0	0	0
7:45 AM	5	25	7	11	1	0	96	8	2	0	0	0	146	0	0	0	0
8:00 AM	1	11	0	7	1	0	74	6	1	0	0	0	100	0	0	0	0
8:15 AM	2	9	0	13	0	0	28	2	1	0	0	0	54	0	0	0	0
8:30 AM	5	18	0	3	0	0	36	3	1	0	0	0	65	0	0	0	0
8:45 AM	2	11	1	2	1	0	31	3	0	0	0	0	50	0	0	0	0
9:00 AM	2	8	0	3	1	0	25	0	0	0	0	0	39	0	0	0	0
9:15 AM	2	9	0	5	0	0	26	3	0	0	0	0	45	3	1	0	0
Total Survey	27	150	11	61	4	0	421	35	8	0	0	0	698	5	2	0	0

Peak Hour Summary

7:30 AM to 8:30 AM

By Approach	Northbound SW 35th St				Southbound SW 35th St				Eastbound SW Country Club Dr				Westbound SW Country Club Dr				Total	Pedestrians Crosswalks			
	In	Out	Total	Bikes	In	Out	Total	Bikes	In	Out	Total	Bikes	In	Out	Total	Bikes		North	South	East	West
Volume	81	58	139	7	37	316	353	0	269	13	282	5	0	0	0	0	387	2	0	0	0
%HV	3.7%				5.4%				1.9%				0.0%				2.6%				
PHF	0.68				0.71				0.65				0.00				0.66				

By Movement	Northbound SW 35th St				Southbound SW 35th St				Eastbound SW Country Club Dr				Westbound SW Country Club Dr				Total
	L	T	Total	Bikes	T	R	Total	Bikes	L	R	Total	Bikes			Total	Bikes	
Volume	11	70	81		35	2	37		246		23	269			0		387
%HV	0.0%	4.3%	NA	3.7%	NA	5.7%	0.0%	5.4%	1.6%	NA	4.3%	1.9%	NA	NA	NA	0.0%	2.6%
PHF	0.55	0.70	0.68		0.67	0.50	0.71		0.64		0.72	0.65			0.00		0.66

Rolling Hour Summary

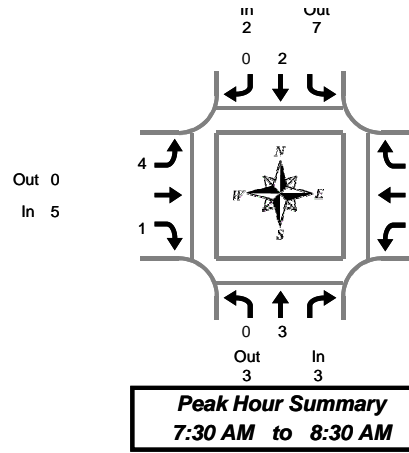
6:30 AM to 9:30 AM

Interval Start Time	Northbound SW 35th St			Southbound SW 35th St			Eastbound SW Country Club Dr			Westbound SW Country Club Dr			Interval Total	Pedestrians Crosswalk			
	L	T	Bikes	T	R	Bikes	L	R	Bikes			Bikes		North	South	East	West
6:30 AM	5	34	3	13	0	0	57	3	2	0	0	0	112	0	1	0	0
6:45 AM	8	53	3	17	0	0	96	10	3	0	0	0	184	2	1	0	0
7:00 AM	13	72	10	25	1	0	180	18	4	0	0	0	309	2	1	0	0
7:15 AM	11	74	7	29	2	0	242	22	5	0	0	0	380	2	1	0	0
7:30 AM	11	70	7	35	2	0	246	23	5	0	0	0	387	2	0	0	0
7:45 AM	13	63	7	34	2	0	234	19	5	0	0	0	365	0	0	0	0
8:00 AM	10	49	1	25	2	0	169	14	3	0	0	0	269	0	0	0	0
8:15 AM	11	46	1	21	2	0	120	8	2	0	0	0	208	0	0	0	0
8:30 AM	11	46	1	13	2	0	118	9	1	0	0	0	199	3	1	0	0

Heavy Vehicle Summary



Clay Carney
(503) 833-2740



SW 35th St & SW Country Club Dr

Thursday, May 10, 2012
6:30 AM to 9:30 AM

Heavy Vehicle 15-Minute Interval Summary 6:30 AM to 9:30 AM

Interval Start Time	Northbound SW 35th St			Southbound SW 35th St			Eastbound SW Country Club Dr			Westbound SW Country Club Dr			Interval Total
	L	T	Total	T	R	Total	L	R	Total			Total	
6:30 AM	0	0	0	0	0	0	0	0	0	0	0	0	0
6:45 AM	0	0	0	0	0	0	0	0	0	0	0	0	0
7:00 AM	0	0	0	0	0	0	0	0	0	0	0	0	0
7:15 AM	0	0	0	0	0	0	1	0	1	0	0	0	1
7:30 AM	0	1	1	0	0	0	0	0	1	1	0	0	2
7:45 AM	0	1	1	0	0	0	2	0	2	0	0	0	3
8:00 AM	0	0	0	0	0	0	1	0	1	0	0	0	1
8:15 AM	0	1	1	2	0	2	1	0	1	0	0	0	4
8:30 AM	1	1	2	1	0	1	1	0	1	0	0	0	4
8:45 AM	0	0	0	0	0	0	1	0	1	0	0	0	1
9:00 AM	0	0	0	0	0	0	2	0	2	0	0	0	2
9:15 AM	1	0	1	1	0	1	3	0	3	0	0	0	5
Total Survey	2	4	6	4	0	4	12	1	13	0	0	0	23

Heavy Vehicle Peak Hour Summary 7:30 AM to 8:30 AM

By Approach	Northbound SW 35th St			Southbound SW 35th St			Eastbound SW Country Club Dr			Westbound SW Country Club Dr			Total
	In	Out	Total	In	Out	Total	In	Out	Total	In	Out	Total	
Volume	3	3	6	2	7	9	5	0	5	0	0	0	10
PHF	0.25			0.17			0.21			0.00			0.28

By Movement	Northbound SW 35th St			Southbound SW 35th St			Eastbound SW Country Club Dr			Westbound SW Country Club Dr			Total
	L	T	Total	T	R	Total	L	R	Total			Total	
Volume	0	3	3	2	0	2	4	1	5			0	10
PHF	0.00	0.38	0.25	0.17	0.00	0.17	0.17	0.25	0.21			0.00	0.28

Heavy Vehicle Rolling Hour Summary 6:30 AM to 9:30 AM

Interval Start Time	Northbound SW 35th St			Southbound SW 35th St			Eastbound SW Country Club Dr			Westbound SW Country Club Dr			Interval Total
	L	T	Total	T	R	Total	L	R	Total			Total	
6:30 AM	0	0	0	0	0	0	1	0	1			0	1
6:45 AM	0	1	1	0	0	0	1	1	2			0	3
7:00 AM	0	2	2	0	0	0	3	1	4			0	6
7:15 AM	0	2	2	0	0	0	4	1	5			0	7
7:30 AM	0	3	3	2	0	2	4	1	5			0	10
7:45 AM	1	3	4	3	0	3	5	0	5			0	12
8:00 AM	1	2	3	3	0	3	4	0	4			0	10
8:15 AM	1	2	3	3	0	3	5	0	5			0	11
8:30 AM	2	1	3	2	0	2	7	0	7			0	12

Peak Hour Summary

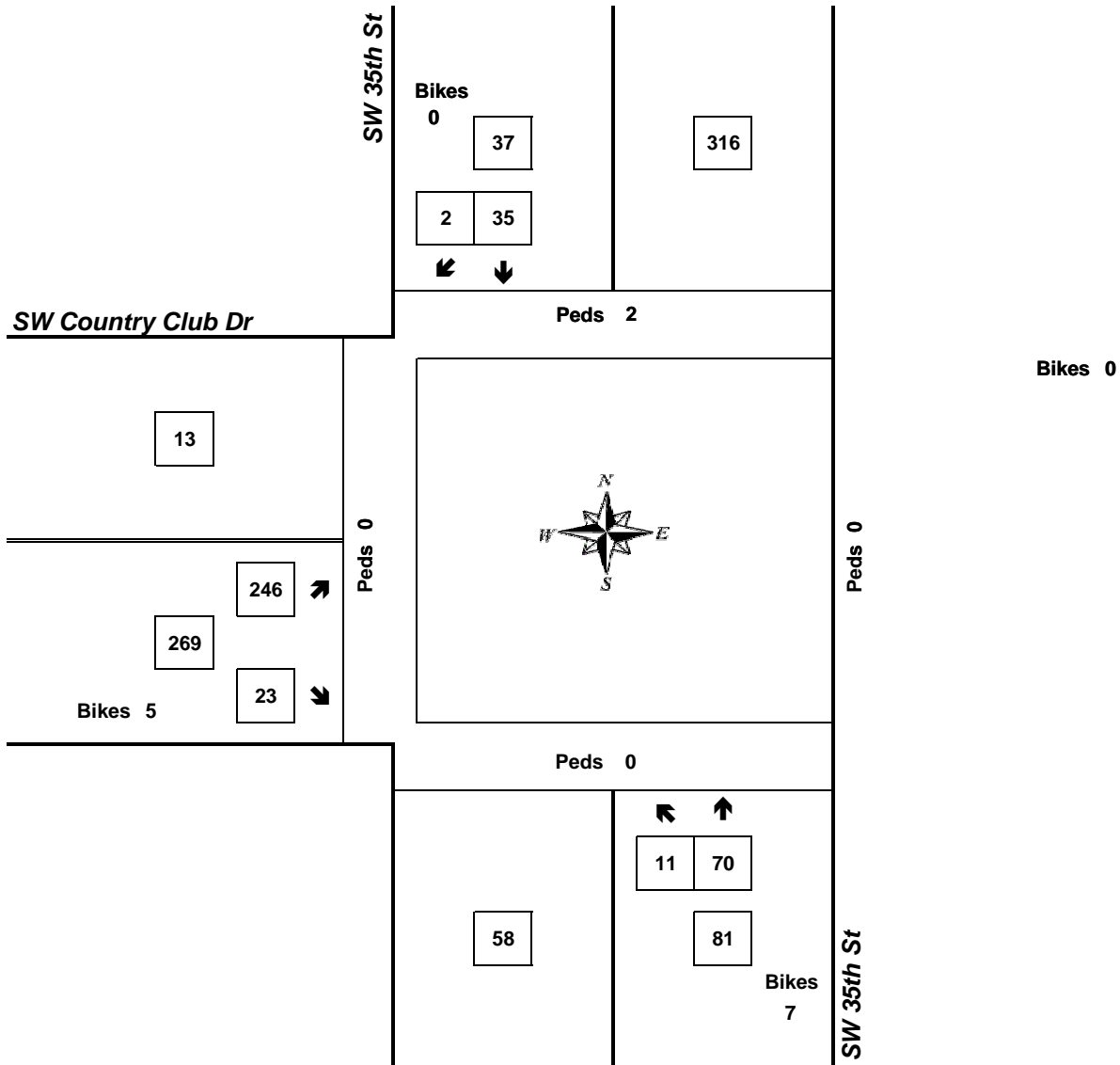


Clay Carney
(503) 833-2740

SW 35th St & SW Country Club Dr

7:30 AM to 8:30 AM

Thursday, May 10, 2012



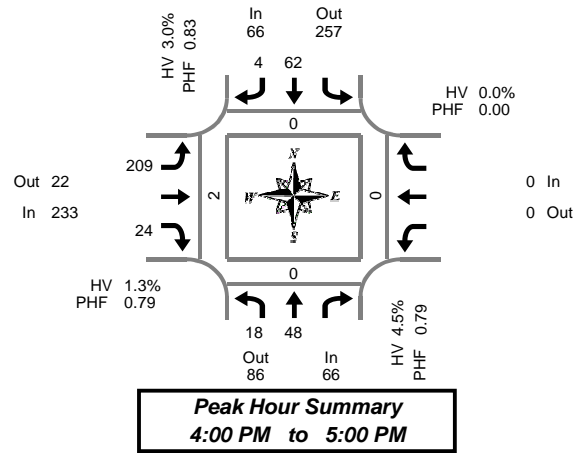
Approach	PHF	HV%	Volume
EB	0.65	1.9%	269
WB	0.00	0.0%	0
NB	0.68	3.7%	81
SB	0.71	5.4%	37
Intersection	0.66	2.6%	387

Count Period: 6:30 AM to 9:30 AM

Total Vehicle Summary



Clay Carney
(503) 833-2740



SW 35th St & SW Country Club Dr

Thursday, May 10, 2012
3:30 PM to 6:30 PM

15-Minute Interval Summary

3:30 PM to 6:30 PM

Interval Start Time	Northbound SW 35th St			Southbound SW 35th St			Eastbound SW Country Club Dr			Westbound SW Country Club Dr			Interval Total	Pedestrians Crosswalk			
	L	T	Bikes	T	R	Bikes	L	R	Bikes	In	Out	Bikes		North	South	East	West
3:30 PM	1	12	0	9	0	1	36	5	0	0	0	0	63	0	0	0	0
3:45 PM	6	16	0	9	1	0	42	10	1	0	0	0	84	0	0	0	0
4:00 PM	6	12	0	19	1	0	39	3	0	0	0	0	80	0	0	0	0
4:15 PM	5	16	1	18	2	0	52	7	1	0	0	0	100	0	0	0	0
4:30 PM	2	8	1	12	0	1	70	4	0	0	0	0	96	0	0	0	0
4:45 PM	5	12	0	13	1	1	48	10	2	0	0	0	89	0	0	0	2
5:00 PM	5	10	0	11	1	0	45	7	2	0	0	0	79	1	0	0	0
5:15 PM	5	5	0	23	0	1	42	3	1	0	0	0	78	0	0	0	1
5:30 PM	6	4	0	19	1	3	36	10	0	0	0	0	76	0	0	0	0
5:45 PM	6	14	1	17	0	2	37	10	1	0	0	0	84	0	0	0	0
6:00 PM	8	10	1	19	1	0	40	4	2	0	0	0	82	0	0	0	0
6:15 PM	5	8	0	9	2	0	29	3	2	0	0	0	56	0	0	0	0
Total Survey	60	127	4	178	10	9	516	76	12	0	0	0	967	1	0	0	3

Peak Hour Summary

4:00 PM to 5:00 PM

By Approach	Northbound SW 35th St				Southbound SW 35th St				Eastbound SW Country Club Dr				Westbound SW Country Club Dr				Total	Pedestrians Crosswalks			
	In	Out	Total	Bikes	In	Out	Total	Bikes	In	Out	Total	Bikes	In	Out	Total	Bikes		North	South	East	West
Volume	66	86	152	2	66	257	323	2	233	22	255	3	0	0	0	0	365	0	0	0	2
%HV	4.5%				3.0%				1.3%				0.0%				2.2%				
PHF	0.79				0.83				0.79				0.00				0.91				

By Movement	Northbound SW 35th St				Southbound SW 35th St				Eastbound SW Country Club Dr				Westbound SW Country Club Dr				Total
	L	T	Total	Bikes	T	R	Total	Bikes	L	R	Total	Bikes	In	Out	Total	Bikes	
Volume	18	48	66	0	62	4	66	0	209	24	233	0	0	0	0	0	365
%HV	5.6%	4.2%	NA	4.5%	NA	3.2%	0.0%	3.0%	1.0%	NA	4.2%	1.3%	NA	NA	NA	0.0%	2.2%
PHF	0.75	0.75	0.79		0.82	0.50	0.83		0.75	0.60	0.79				0.00	0.91	

Rolling Hour Summary

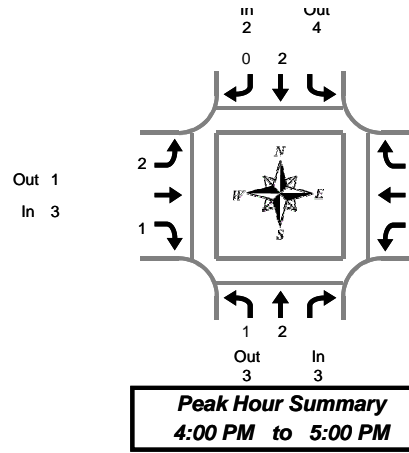
3:30 PM to 6:30 PM

Interval Start Time	Northbound SW 35th St			Southbound SW 35th St			Eastbound SW Country Club Dr			Westbound SW Country Club Dr			Interval Total	Pedestrians Crosswalk			
	L	T	Bikes	T	R	Bikes	L	R	Bikes	In	Out	Bikes		North	South	East	West
3:30 PM	18	56	1	55	4	1	169	25	2	0	0	0	327	0	0	0	0
3:45 PM	19	52	2	58	4	1	203	24	2	0	0	0	360	0	0	0	0
4:00 PM	18	48	2	62	4	2	209	24	3	0	0	0	365	0	0	0	2
4:15 PM	17	46	2	54	4	2	215	28	5	0	0	0	364	1	0	0	2
4:30 PM	17	35	1	59	2	3	205	24	5	0	0	0	342	1	0	0	3
4:45 PM	21	31	0	66	3	5	171	30	5	0	0	0	322	1	0	0	3
5:00 PM	22	33	1	70	2	6	160	30	4	0	0	0	317	1	0	0	1
5:15 PM	25	33	2	78	2	6	155	27	4	0	0	0	320	0	0	0	1
5:30 PM	25	36	2	64	4	5	142	27	5	0	0	0	298	0	0	0	0

Heavy Vehicle Summary



Clay Carney
(503) 833-2740



SW 35th St & SW Country Club Dr

Thursday, May 10, 2012
3:30 PM to 6:30 PM

Heavy Vehicle 15-Minute Interval Summary 3:30 PM to 6:30 PM

Interval Start Time	Northbound SW 35th St			Southbound SW 35th St			Eastbound SW Country Club Dr			Westbound SW Country Club Dr			Interval Total
	L	T	Total	T	R	Total	L	R	Total			Total	
3:30 PM	1	0	1	1	0	1	0	0	0			0	2
3:45 PM	1	1	2	1	0	1	3	2	5			0	8
4:00 PM	0	0	0	0	0	0	1	0	1			0	1
4:15 PM	0	1	1	2	0	2	0	0	0			0	3
4:30 PM	0	0	0	0	0	0	1	0	1			0	1
4:45 PM	1	1	2	0	0	0	0	1	1			0	3
5:00 PM	0	0	0	0	0	0	2	0	2			0	2
5:15 PM	0	0	0	0	0	0	0	1	1			0	1
5:30 PM	0	0	0	1	0	1	2	0	2			0	3
5:45 PM	0	0	0	0	0	0	1	0	1			0	1
6:00 PM	0	1	1	0	0	0	1	0	1			0	2
6:15 PM	0	0	0	0	0	0	0	0	0			0	0
Total Survey	3	4	7	5	0	5	11	4	15			0	27

Heavy Vehicle Peak Hour Summary 4:00 PM to 5:00 PM

By Approach	Northbound SW 35th St			Southbound SW 35th St			Eastbound SW Country Club Dr			Westbound SW Country Club Dr			Total
	In	Out	Total	In	Out	Total	In	Out	Total	In	Out	Total	
Volume	3	3	6	2	4	6	3	1	4	0	0	0	8
PHF	0.25			0.17			0.13			0.00			0.17

By Movement	Northbound SW 35th St			Southbound SW 35th St			Eastbound SW Country Club Dr			Westbound SW Country Club Dr			Total
	L	T	Total	T	R	Total	L	R	Total			Total	
Volume	1	2	3	2	0	2	2	1	3			0	8
PHF	0.13	0.25	0.25	0.17	0.00	0.17	0.13	0.13	0.13			0.00	0.17

Heavy Vehicle Rolling Hour Summary 3:30 PM to 6:30 PM

Interval Start Time	Northbound SW 35th St			Southbound SW 35th St			Eastbound SW Country Club Dr			Westbound SW Country Club Dr			Interval Total
	L	T	Total	T	R	Total	L	R	Total			Total	
3:30 PM	2	2	4	4	0	4	4	2	6			0	14
3:45 PM	1	2	3	3	0	3	5	2	7			0	13
4:00 PM	1	2	3	2	0	2	2	1	3			0	8
4:15 PM	1	2	3	2	0	2	3	1	4			0	9
4:30 PM	1	1	2	0	0	0	3	2	5			0	7
4:45 PM	1	1	2	1	0	1	4	2	6			0	9
5:00 PM	0	0	0	1	0	1	5	1	6			0	7
5:15 PM	0	1	1	1	0	1	4	1	5			0	7
5:30 PM	0	1	1	1	0	1	4	0	4			0	6

Peak Hour Summary

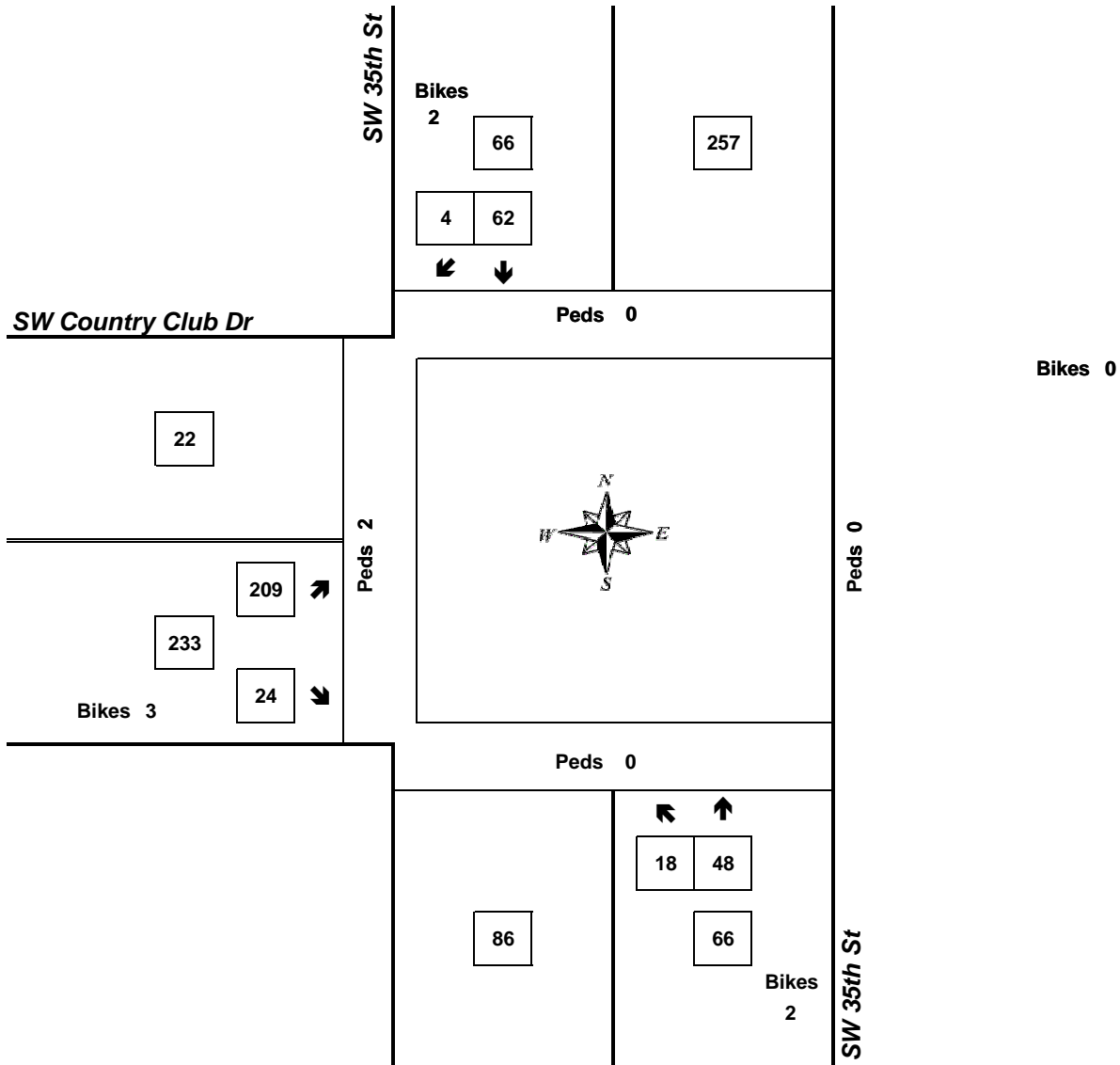


Clay Carney
(503) 833-2740

SW 35th St & SW Country Club Dr

4:00 PM to 5:00 PM

Thursday, May 10, 2012



Approach	PHF	HV%	Volume
EB	0.79	1.3%	233
WB	0.00	0.0%	0
NB	0.79	4.5%	66
SB	0.83	3.0%	66
Intersection	0.91	2.2%	365

Count Period: 3:30 PM to 6:30 PM