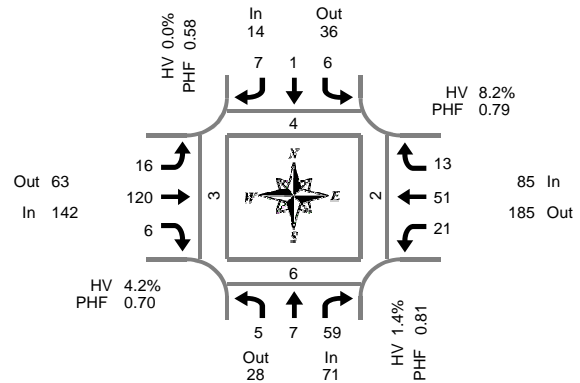


Total Vehicle Summary



Clay Carney
(503) 833-2740



SW 45th St & SW Country Club Dr

Tuesday, May 15, 2012
6:30 AM to 9:30 AM

Peak Hour Summary
7:45 AM to 8:45 AM

15-Minute Interval Summary

6:30 AM to 9:30 AM

Interval Start Time	Northbound SW 45th St				Southbound SW 45th St				Eastbound SW Country Club Dr				Westbound SW Country Club Dr				Interval Total	Pedestrians Crosswalk				
	L	T	R	Bikes	L	T	R	Bikes	L	T	R	Bikes	L	T	R	Bikes		North	South	East	West	
6:30 AM	0	0	2	0	0	0	0	0	0	1	1	0	0	2	0	1	0	7	2	0	4	1
6:45 AM	0	0	2	0	1	0	2	0	0	3	0	0	0	0	3	1	0	12	0	0	0	0
7:00 AM	1	0	3	0	0	0	1	0	1	8	0	1	0	5	1	0	20	2	0	2	2	
7:15 AM	0	0	6	0	1	0	1	0	1	8	0	1	3	4	2	0	26	0	0	1	0	
7:30 AM	3	3	12	3	1	0	0	0	6	27	0	2	5	5	5	0	67	1	1	0	2	
7:45 AM	2	2	17	2	0	0	1	1	6	43	2	3	3	8	4	0	88	0	2	0	1	
8:00 AM	1	1	17	0	1	0	3	0	3	42	0	2	5	18	4	0	95	3	1	2	1	
8:15 AM	0	1	8	1	1	0	2	0	4	15	3	1	9	15	2	0	60	1	0	0	0	
8:30 AM	2	3	17	1	4	1	1	0	3	20	1	2	4	10	3	0	69	0	3	0	1	
8:45 AM	3	1	10	1	3	0	5	0	4	8	0	0	2	5	5	0	46	1	0	0	2	
9:00 AM	4	0	2	0	1	0	1	0	1	11	2	2	4	8	2	0	36	0	0	0	0	
9:15 AM	3	0	4	0	1	0	1	0	4	12	2	0	3	13	3	0	46	0	0	0	2	
Total Survey	19	11	100	8	14	1	18	1	33	198	11	14	40	94	33	0	572	10	7	9	12	

Peak Hour Summary

7:45 AM to 8:45 AM

By Approach	Northbound SW 45th St				Southbound SW 45th St				Eastbound SW Country Club Dr				Westbound SW Country Club Dr				Total	Pedestrians Crosswalk			
	In	Out	Total	Bikes	In	Out	Total	Bikes	In	Out	Total	Bikes	In	Out	Total	Bikes		North	South	East	West
Volume	71	28	99	4	14	36	50	1	142	63	205	8	85	185	270	0	312	4	6	2	3
%HV	1.4%				0.0%				4.2%				8.2%				4.5%				
PHF	0.81				0.58				0.70				0.79				0.82				

By Movement	Northbound SW 45th St				Southbound SW 45th St				Eastbound SW Country Club Dr				Westbound SW Country Club Dr				Total
	L	T	R	Total	L	T	R	Total	L	T	R	Total	L	T	R	Total	
Volume	5	7	59	71	6	1	7	14	16	120	6	142	21	51	13	85	312
%HV	0.0%	0.0%	1.7%	1.4%	0.0%	0.0%	0.0%	0.0%	0.0%	4.2%	16.7%	4.2%	4.8%	11.8%	0.0%	8.2%	4.5%
PHF	0.63	0.58	0.87	0.81	0.38	0.25	0.58	0.58	0.67	0.70	0.50	0.70	0.58	0.71	0.81	0.79	0.82

Rolling Hour Summary

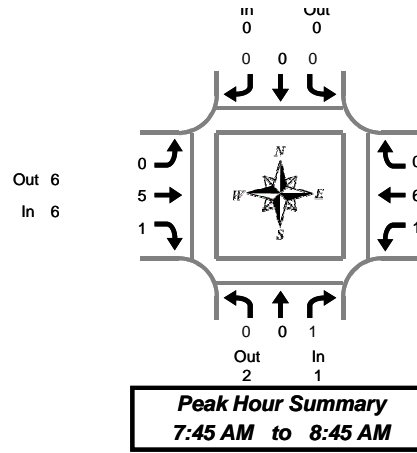
6:30 AM to 9:30 AM

Interval Start Time	Northbound SW 45th St				Southbound SW 45th St				Eastbound SW Country Club Dr				Westbound SW Country Club Dr				Interval Total	Pedestrians Crosswalk			
	L	T	R	Bikes	L	T	R	Bikes	L	T	R	Bikes	L	T	R	Bikes		North	South	East	West
6:30 AM	1	0	13	0	2	0	4	0	2	20	1	2	5	12	5	0	65	4	0	7	3
6:45 AM	4	3	23	3	3	0	4	0	8	46	0	4	8	17	9	0	125	3	1	3	4
7:00 AM	6	5	38	5	2	0	3	1	14	86	2	7	11	22	12	0	201	3	3	3	5
7:15 AM	6	6	52	5	3	0	5	1	16	120	2	8	16	35	15	0	276	4	4	3	4
7:30 AM	6	7	54	6	3	0	6	1	19	127	5	8	22	46	15	0	310	5	4	2	4
7:45 AM	5	7	59	4	6	1	7	1	16	120	6	8	21	51	13	0	312	4	6	2	3
8:00 AM	6	6	52	3	9	1	11	0	14	85	4	5	20	48	14	0	270	5	4	2	4
8:15 AM	9	5	37	3	9	1	9	0	12	54	6	5	19	38	12	0	211	2	3	0	3
8:30 AM	12	4	33	2	9	1	8	0	12	51	5	4	13	36	13	0	197	1	3	0	5

Heavy Vehicle Summary



Clay Carney
(503) 833-2740



SW 45th St & SW Country Club Dr

Tuesday, May 15, 2012
6:30 AM to 9:30 AM

Heavy Vehicle 15-Minute Interval Summary 6:30 AM to 9:30 AM

Interval Start Time	Northbound SW 45th St				Southbound SW 45th St				Eastbound SW Country Club Dr				Westbound SW Country Club Dr				Interval Total
	L	T	R	Total	L	T	R	Total	L	T	R	Total	L	T	R	Total	
6:30 AM	0	0	0	0	0	0	0	0	0	0	0	0	0	0	0	0	0
6:45 AM	0	0	0	0	0	0	0	0	0	0	0	0	0	0	0	0	0
7:00 AM	0	0	0	0	0	0	0	0	0	0	0	0	0	0	0	0	0
7:15 AM	0	0	1	1	0	0	0	0	0	1	0	1	0	0	0	0	2
7:30 AM	1	0	0	1	0	0	0	0	0	1	0	1	0	0	0	0	2
7:45 AM	0	0	0	0	0	0	0	0	0	3	0	3	0	1	0	1	4
8:00 AM	0	0	1	1	0	0	0	0	0	0	0	0	0	0	0	0	1
8:15 AM	0	0	0	0	0	0	0	0	0	1	1	2	1	2	0	3	5
8:30 AM	0	0	0	0	0	0	0	0	0	1	0	1	0	3	0	3	4
8:45 AM	0	0	0	0	1	0	1	2	2	1	0	3	1	0	0	1	6
9:00 AM	0	0	0	0	0	0	0	0	0	0	0	0	1	0	0	1	1
9:15 AM	0	0	0	0	0	0	0	0	0	2	0	2	0	0	0	0	2
Total Survey	1	0	2	3	1	0	1	2	2	10	1	13	3	6	0	9	27

Heavy Vehicle Peak Hour Summary 7:45 AM to 8:45 AM

By Approach	Northbound SW 45th St			Southbound SW 45th St			Eastbound SW Country Club Dr			Westbound SW Country Club Dr			Total
	In	Out	Total	In	Out	Total	In	Out	Total	In	Out	Total	
Volume	1	2	3	0	0	0	6	6	12	7	6	13	14
PHF	0.13			0.00			0.25			0.25			0.23

By Movement	Northbound SW 45th St				Southbound SW 45th St				Eastbound SW Country Club Dr				Westbound SW Country Club Dr				Total
	L	T	R	Total	L	T	R	Total	L	T	R	Total	L	T	R	Total	
Volume	0	0	1	1	0	0	0	0	0	5	1	6	1	6	0	7	14
PHF	0.00	0.00	0.25	0.13	0.00	0.00	0.00	0.00	0.00	0.25	0.25	0.25	0.13	0.30	0.00	0.25	0.23

Heavy Vehicle Rolling Hour Summary 6:30 AM to 9:30 AM

Interval Start Time	Northbound SW 45th St				Southbound SW 45th St				Eastbound SW Country Club Dr				Westbound SW Country Club Dr				Interval Total
	L	T	R	Total	L	T	R	Total	L	T	R	Total	L	T	R	Total	
6:30 AM	0	0	1	1	0	0	0	0	0	1	0	1	0	0	0	0	2
6:45 AM	1	0	1	2	0	0	0	0	0	2	0	2	0	0	0	0	4
7:00 AM	1	0	1	2	0	0	0	0	0	5	0	5	0	1	0	1	8
7:15 AM	1	0	2	3	0	0	0	0	0	5	0	5	0	1	0	1	9
7:30 AM	1	0	1	2	0	0	0	0	0	5	1	6	1	3	0	4	12
7:45 AM	0	0	1	1	0	0	0	0	0	5	1	6	1	6	0	7	14
8:00 AM	0	0	1	1	1	0	1	2	2	3	1	6	2	5	0	7	16
8:15 AM	0	0	0	0	1	0	1	2	2	3	1	6	3	5	0	8	16
8:30 AM	0	0	0	0	1	0	1	2	2	4	0	6	2	3	0	5	13

Peak Hour Summary

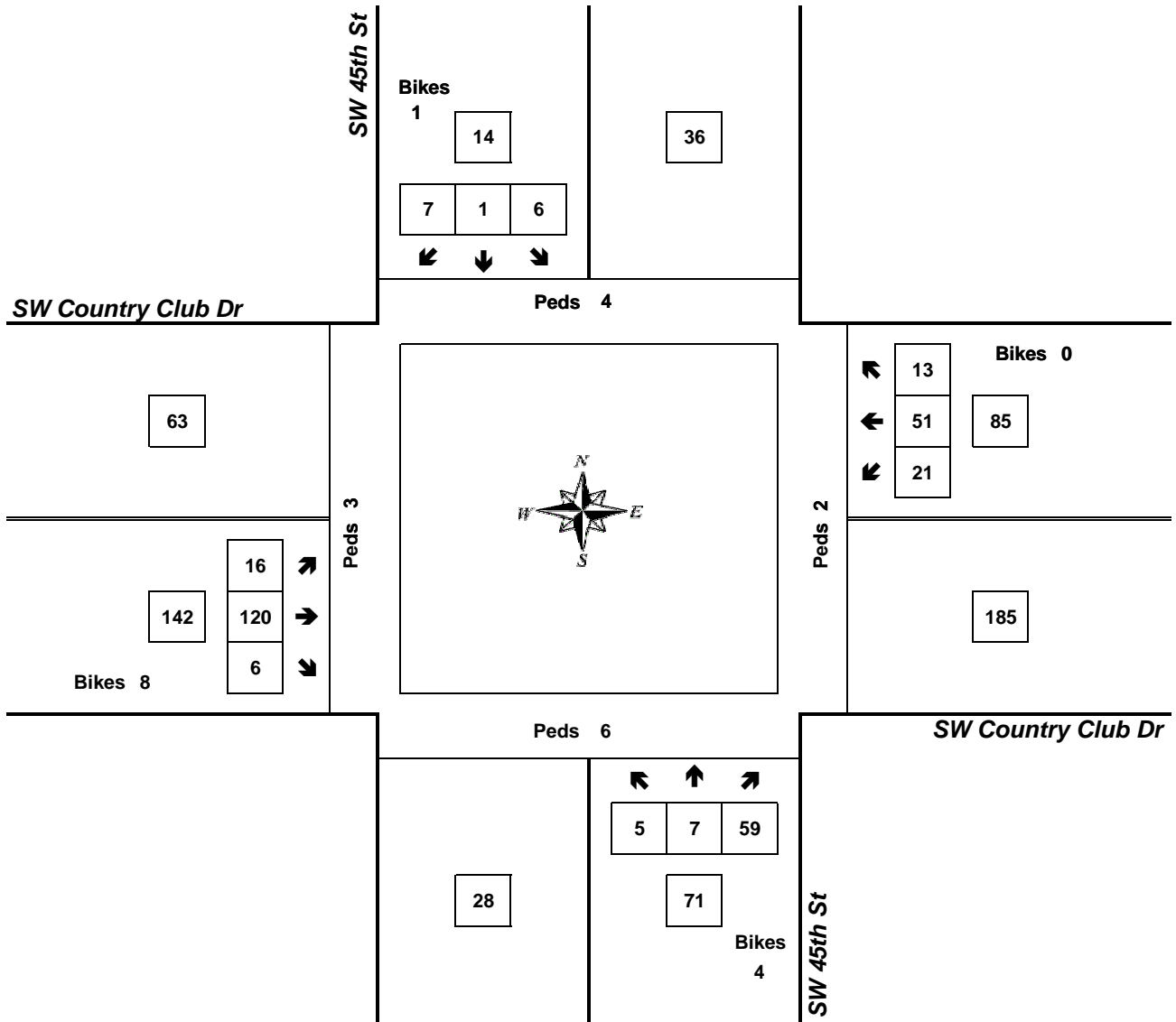


Clay Carney
(503) 833-2740

SW 45th St & SW Country Club Dr

7:45 AM to 8:45 AM

Tuesday, May 15, 2012



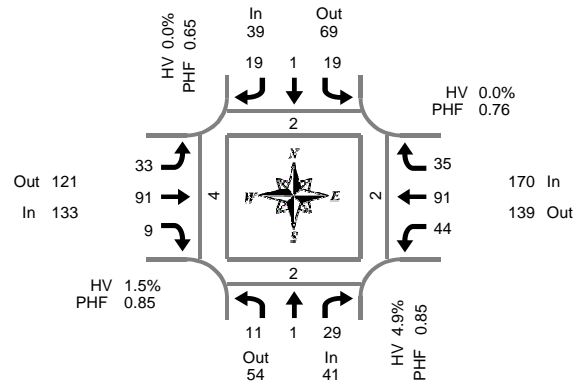
Approach	PHF	HV%	Volume
EB	0.70	4.2%	142
WB	0.79	8.2%	85
NB	0.81	1.4%	71
SB	0.58	0.0%	14
Intersection	0.82	4.5%	312

Count Period: 6:30 AM to 9:30 AM

Total Vehicle Summary



Clay Carney
(503) 833-2740



SW 45th St & SW Country Club Dr

Tuesday, May 15, 2012
3:30 PM to 6:30 PM

Peak Hour Summary
5:00 PM to 6:00 PM

15-Minute Interval Summary

3:30 PM to 6:30 PM

Interval Start Time	Northbound SW 45th St				Southbound SW 45th St				Eastbound SW Country Club Dr				Westbound SW Country Club Dr				Interval Total	Pedestrians Crosswalk			
	L	T	R	Bikes	L	T	R	Bikes	L	T	R	Bikes	L	T	R	Bikes		North	South	East	West
3:30 PM	4	0	9	0	3	1	4	1	3	20	2	2	8	21	1	1	76	0	0	0	0
3:45 PM	2	1	5	0	10	0	3	0	6	13	4	0	9	17	3	1	73	0	1	2	0
4:00 PM	3	2	5	2	7	0	3	1	3	12	3	0	14	14	6	1	72	1	0	0	0
4:15 PM	4	0	8	0	5	2	3	2	2	18	3	0	7	23	3	1	78	0	0	0	2
4:30 PM	1	0	4	0	3	2	3	4	2	15	5	1	15	20	8	0	78	0	0	0	3
4:45 PM	4	0	8	0	3	0	6	2	2	24	2	2	13	27	1	1	90	0	0	0	3
5:00 PM	3	0	8	3	5	0	3	1	7	30	2	4	4	22	5	0	89	1	0	1	0
5:15 PM	3	0	9	1	3	0	3	2	7	24	2	3	12	26	4	1	93	1	1	1	1
5:30 PM	1	0	7	0	7	1	7	3	10	18	1	0	17	27	12	2	108	0	1	0	3
5:45 PM	4	1	5	1	4	0	6	2	9	19	4	2	11	16	14	2	93	0	0	0	0
6:00 PM	2	2	6	1	5	0	2	1	8	9	1	0	10	10	3	0	58	1	0	0	1
6:15 PM	0	0	7	0	1	0	2	0	1	13	1	0	12	21	5	0	63	0	0	2	1
Total Survey	31	6	81	8	56	6	45	19	60	215	30	14	132	244	65	10	971	4	3	6	14

Peak Hour Summary

5:00 PM to 6:00 PM

By Approach	Northbound SW 45th St				Southbound SW 45th St				Eastbound SW Country Club Dr				Westbound SW Country Club Dr				Total	Pedestrians Crosswalk			
	In	Out	Total	Bikes	In	Out	Total	Bikes	In	Out	Total	Bikes	In	Out	Total	Bikes		North	South	East	West
Volume	41	54	95	5	39	69	108	8	133	121	254	9	170	139	309	5	383	2	2	2	4
%HV	4.9%				0.0%				1.5%				0.0%				1.0%				
PHF	0.85				0.65				0.85				0.76				0.89				

By Movement	Northbound SW 45th St				Southbound SW 45th St				Eastbound SW Country Club Dr				Westbound SW Country Club Dr				Total
	L	T	R	Total	L	T	R	Total	L	T	R	Total	L	T	R	Total	
Volume	11	1	29	41	19	1	19	39	33	91	9	133	44	91	35	170	383
%HV	9.1%	0.0%	3.4%	4.9%	0.0%	0.0%	0.0%	0.0%	0.0%	2.2%	0.0%	1.5%	0.0%	0.0%	0.0%	0.0%	1.0%
PHF	0.69	0.25	0.81	0.85	0.68	0.25	0.68	0.65	0.83	0.76	0.56	0.85	0.65	0.84	0.63	0.76	0.89

Rolling Hour Summary

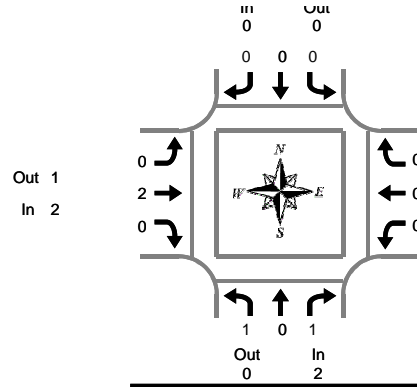
3:30 PM to 6:30 PM

Interval Start Time	Northbound SW 45th St				Southbound SW 45th St				Eastbound SW Country Club Dr				Westbound SW Country Club Dr				Interval Total	Pedestrians Crosswalk			
	L	T	R	Bikes	L	T	R	Bikes	L	T	R	Bikes	L	T	R	Bikes		North	South	East	West
3:30 PM	13	3	27	2	25	3	13	4	14	63	12	2	38	75	13	4	299	1	1	2	2
3:45 PM	10	3	22	2	25	4	12	7	13	58	15	1	45	74	20	3	301	1	1	2	5
4:00 PM	12	2	25	2	18	4	15	9	9	69	13	3	49	84	18	3	318	1	0	0	8
4:15 PM	12	0	28	3	16	4	15	9	13	87	12	7	39	92	17	2	335	1	0	1	8
4:30 PM	11	0	29	4	14	2	15	9	18	93	11	10	44	95	18	2	350	2	1	2	7
4:45 PM	11	0	32	4	18	1	19	8	26	96	7	9	46	102	22	4	380	2	2	2	7
5:00 PM	11	1	29	5	19	1	19	8	33	91	9	9	44	91	35	5	383	2	2	2	4
5:15 PM	10	3	27	3	19	1	18	8	34	70	8	5	50	79	33	5	352	2	2	1	5
5:30 PM	7	3	25	2	17	1	17	6	28	59	7	2	50	74	34	4	322	1	1	2	5

Heavy Vehicle Summary



Clay Carney
(503) 833-2740



SW 45th St & SW Country Club Dr

Tuesday, May 15, 2012
3:30 PM to 6:30 PM

Peak Hour Summary
5:00 PM to 6:00 PM

Heavy Vehicle 15-Minute Interval Summary 3:30 PM to 6:30 PM

Interval Start Time	Northbound SW 45th St				Southbound SW 45th St				Eastbound SW Country Club Dr				Westbound SW Country Club Dr				Interval Total	
	L	T	R	Total	L	T	R	Total	L	T	R	Total	L	T	R	Total		
3:30 PM	1	0	0	1	0	0	0	0	0	1	0	1	0	0	1	0	1	3
3:45 PM	1	0	0	1	0	0	0	0	0	0	1	2	3	0	1	0	1	5
4:00 PM	1	0	0	1	0	0	0	0	0	0	0	0	0	0	1	0	1	2
4:15 PM	2	0	0	2	0	0	0	0	0	0	0	1	1	0	0	0	0	3
4:30 PM	0	0	0	0	0	0	0	0	0	0	1	1	2	0	0	0	0	2
4:45 PM	0	0	0	0	0	0	0	0	0	0	0	0	0	0	0	0	0	0
5:00 PM	0	0	1	1	0	0	0	0	0	0	0	0	0	0	0	0	0	1
5:15 PM	1	0	0	1	0	0	0	0	0	0	1	0	1	0	0	0	0	2
5:30 PM	0	0	0	0	0	0	0	0	0	0	1	0	1	0	0	0	0	1
5:45 PM	0	0	0	0	0	0	0	0	0	0	0	0	0	0	0	0	0	0
6:00 PM	0	0	0	0	0	0	0	0	0	0	0	0	0	0	0	0	0	0
6:15 PM	0	0	0	0	0	0	0	0	0	0	0	0	0	1	0	0	1	1
Total Survey	6	0	1	7	0	0	0	0	0	5	4	9	1	3	0	4	20	

Heavy Vehicle Peak Hour Summary 5:00 PM to 6:00 PM

By Approach	Northbound SW 45th St			Southbound SW 45th St			Eastbound SW Country Club Dr			Westbound SW Country Club Dr			Total
	In	Out	Total	In	Out	Total	In	Out	Total	In	Out	Total	
Volume	2	0	2	0	0	0	2	1	3	0	3	3	4
PHF	0.13			0.00			0.13			0.00			0.10

By Movement	Northbound SW 45th St				Southbound SW 45th St				Eastbound SW Country Club Dr				Westbound SW Country Club Dr				Total
	L	T	R	Total	L	T	R	Total	L	T	R	Total	L	T	R	Total	
Volume	1	0	1	2	0	0	0	0	0	2	0	2	0	0	0	0	4
PHF	0.06	0.00	0.25	0.13	0.00	0.00	0.00	0.00	0.00	0.25	0.00	0.13	0.00	0.00	0.00	0.00	0.10

Heavy Vehicle Rolling Hour Summary 3:30 PM to 6:30 PM

Interval Start Time	Northbound SW 45th St				Southbound SW 45th St				Eastbound SW Country Club Dr				Westbound SW Country Club Dr				Interval Total
	L	T	R	Total	L	T	R	Total	L	T	R	Total	L	T	R	Total	
3:30 PM	5	0	0	5	0	0	0	0	0	2	3	5	0	3	0	3	13
3:45 PM	4	0	0	4	0	0	0	0	0	2	4	6	0	2	0	2	12
4:00 PM	3	0	0	3	0	0	0	0	0	1	2	3	0	1	0	1	7
4:15 PM	2	0	1	3	0	0	0	0	0	1	2	3	0	0	0	0	6
4:30 PM	1	0	1	2	0	0	0	0	0	2	1	3	0	0	0	0	5
4:45 PM	1	0	1	2	0	0	0	0	0	2	0	2	0	0	0	0	4
5:00 PM	1	0	1	2	0	0	0	0	0	2	0	2	0	0	0	0	4
5:15 PM	1	0	0	1	0	0	0	0	0	2	0	2	0	0	0	0	3
5:30 PM	0	0	0	0	0	0	0	0	0	1	0	1	1	0	0	1	2

Peak Hour Summary

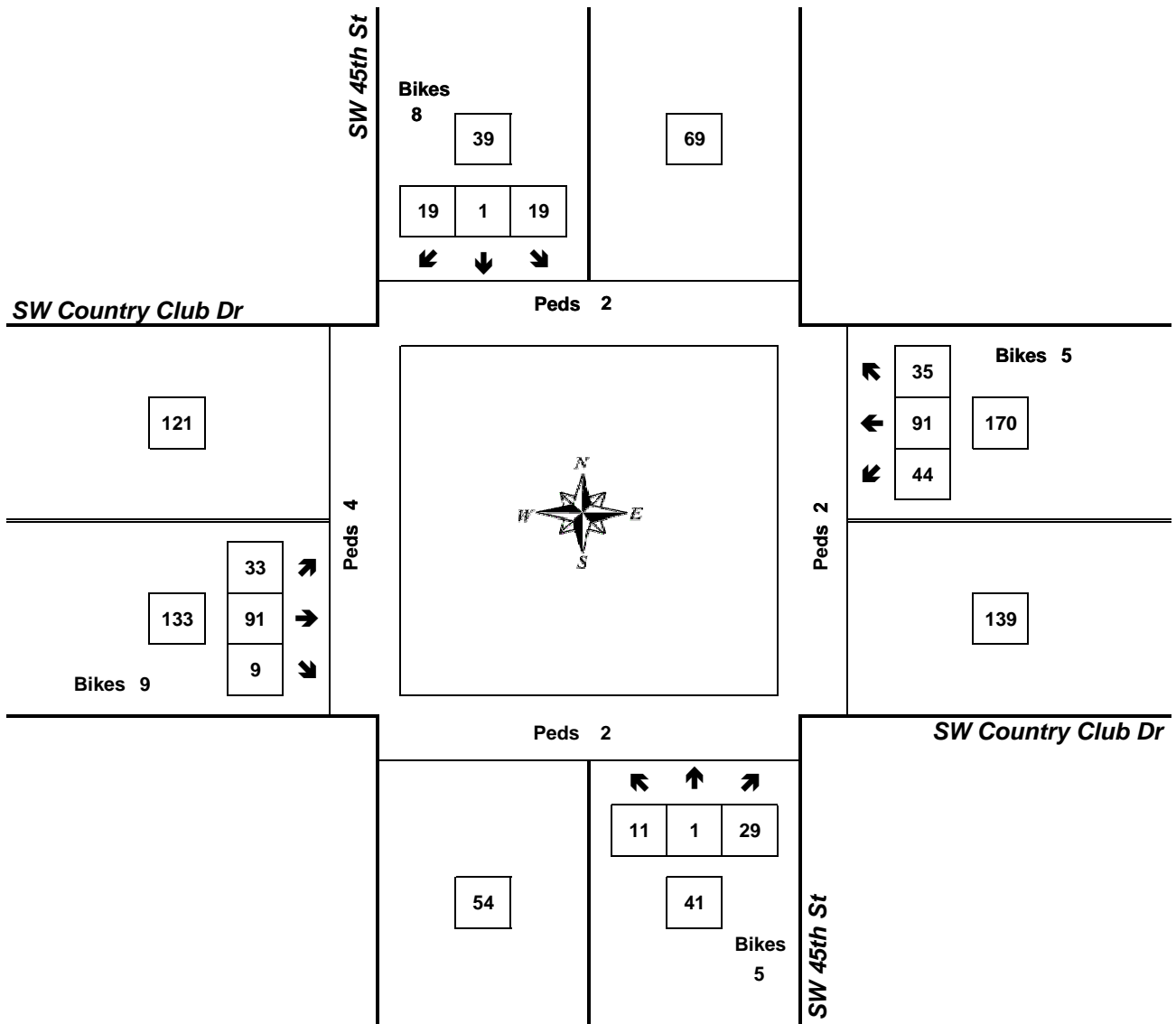


Clay Carney
(503) 833-2740

SW 45th St & SW Country Club Dr

5:00 PM to 6:00 PM

Tuesday, May 15, 2012



Approach	PHF	HV%	Volume
EB	0.85	1.5%	133
WB	0.76	0.0%	170
NB	0.85	4.9%	41
SB	0.65	0.0%	39
Intersection	0.89	1.0%	383

Count Period: 3:30 PM to 6:30 PM