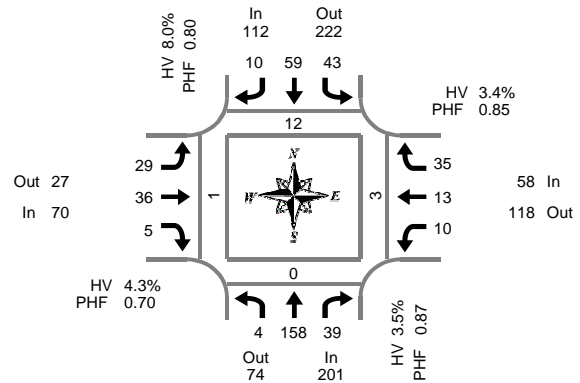


Total Vehicle Summary



Clay Carney
(503) 833-2740



SW 53rd St & SW Country Club Dr

Thursday, May 10, 2012
6:30 AM to 9:30 AM

15-Minute Interval Summary 6:30 AM to 9:30 AM

Interval Start Time	Northbound SW 53rd St				Southbound SW 53rd St				Eastbound SW Country Club Dr				Westbound SW Country Club Dr				Interval Total	Pedestrians Crosswalk			
	L	T	R	Bikes	L	T	R	Bikes	L	T	R	Bikes	L	T	R	Bikes		North	South	East	West
6:30 AM	0	20	0	0	1	3	1	0	3	2	1	1	0	0	4	0	35	4	1	1	0
6:45 AM	2	21	1	1	2	3	6	0	4	3	0	2	0	3	1	0	46	3	0	0	0
7:00 AM	0	26	0	0	2	5	3	0	2	4	0	0	2	4	1	1	52	9	0	0	0
7:15 AM	1	38	0	0	3	17	0	0	2	5	1	2	3	5	5	1	80	3	0	0	0
7:30 AM	2	43	11	0	10	9	1	1	10	8	3	1	2	2	11	0	112	3	0	0	0
7:45 AM	1	45	12	2	15	16	4	0	9	16	0	2	2	3	6	0	129	5	0	1	1
8:00 AM	0	42	7	0	9	17	3	0	4	11	1	2	2	4	9	0	109	1	0	0	0
8:15 AM	1	28	9	0	9	17	2	0	6	1	1	0	4	4	9	0	91	3	0	2	0
8:30 AM	0	25	3	1	5	18	5	0	2	7	1	0	2	2	9	0	79	1	0	0	0
8:45 AM	1	43	5	0	9	16	6	1	8	9	0	0	1	3	7	0	108	5	0	0	0
9:00 AM	2	32	2	0	9	5	2	0	2	9	1	0	2	3	5	0	65	4	0	0	0
9:15 AM	0	28	3	0	7	13	3	3	2	7	0	0	0	4	9	0	76	2	0	0	0
Total Survey	10	391	53	4	81	139	36	5	54	73	9	10	20	37	79	2	982	43	1	4	1

Peak Hour Summary 7:30 AM to 8:30 AM

By Approach	Northbound SW 53rd St				Southbound SW 53rd St				Eastbound SW Country Club Dr				Westbound SW Country Club Dr				Total	Pedestrians Crosswalks			
	In	Out	Total	Bikes	In	Out	Total	Bikes	In	Out	Total	Bikes	In	Out	Total	Bikes		North	South	East	West
Volume	201	74	275	2	112	222	334	1	70	27	97	5	58	118	176	0	441	12	0	3	1
%HV	3.5%				8.0%				4.3%				3.4%				4.8%				
PHF	0.87				0.80				0.70				0.85				0.85				

By Movement	Northbound SW 53rd St				Southbound SW 53rd St				Eastbound SW Country Club Dr				Westbound SW Country Club Dr				Total
	L	T	R	Total	L	T	R	Total	L	T	R	Total	L	T	R	Total	
Volume	4	158	39	201	43	59	10	112	29	36	5	70	10	13	35	58	441
%HV	0.0%	3.2%	5.1%	3.5%	7.0%	8.5%	10.0%	8.0%	10.3%	0.0%	0.0%	4.3%	10.0%	7.7%	0.0%	3.4%	4.8%
PHF	0.50	0.88	0.81	0.87	0.72	0.87	0.63	0.80	0.73	0.56	0.42	0.70	0.63	0.81	0.80	0.85	0.85

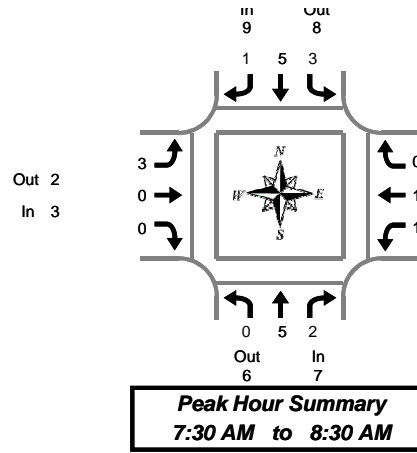
Rolling Hour Summary 6:30 AM to 9:30 AM

Interval Start Time	Northbound SW 53rd St				Southbound SW 53rd St				Eastbound SW Country Club Dr				Westbound SW Country Club Dr				Interval Total	Pedestrians Crosswalk			
	L	T	R	Bikes	L	T	R	Bikes	L	T	R	Bikes	L	T	R	Bikes		North	South	East	West
6:30 AM	3	105	1	1	8	28	10	0	11	14	2	5	5	12	14	2	213	19	1	1	0
6:45 AM	5	128	12	1	17	34	10	1	18	20	4	5	7	14	21	2	290	18	0	0	0
7:00 AM	4	152	23	2	30	47	8	1	23	33	4	5	9	14	26	2	373	20	0	1	1
7:15 AM	4	168	30	2	37	59	8	1	25	40	5	7	9	14	31	1	430	12	0	1	1
7:30 AM	4	158	39	2	43	59	10	1	29	36	5	5	10	13	35	0	441	12	0	3	1
7:45 AM	2	140	31	3	38	68	14	0	21	35	3	4	10	13	33	0	408	10	0	3	1
8:00 AM	2	138	24	1	32	68	16	1	20	28	3	2	9	13	34	0	387	10	0	2	0
8:15 AM	4	128	19	1	32	56	15	1	18	17	3	0	9	12	30	0	343	13	0	2	0
8:30 AM	3	128	13	1	30	52	16	4	14	23	2	0	5	12	30	0	328	12	0	0	0

Heavy Vehicle Summary



Clay Carney
(503) 833-2740



SW 53rd St & SW Country Club Dr

Thursday, May 10, 2012
6:30 AM to 9:30 AM

Heavy Vehicle 15-Minute Interval Summary 6:30 AM to 9:30 AM

Interval Start Time	Northbound SW 53rd St				Southbound SW 53rd St				Eastbound SW Country Club Dr				Westbound SW Country Club Dr				Interval Total	
	L	T	R	Total	L	T	R	Total	L	T	R	Total	L	T	R	Total		
6:30 AM	0	1	0	1	0	0	0	0	0	0	1	1	0	0	0	0	0	2
6:45 AM	0	1	0	1	1	1	0	2	0	0	0	0	0	0	0	0	0	3
7:00 AM	0	0	0	0	0	0	1	1	0	0	0	0	0	0	0	0	0	1
7:15 AM	0	2	0	2	0	1	0	1	0	0	0	0	0	0	0	1	1	4
7:30 AM	0	1	1	2	1	1	0	2	1	0	0	1	0	0	0	0	0	5
7:45 AM	0	0	0	0	2	2	0	4	1	0	0	1	0	0	0	0	0	5
8:00 AM	0	1	0	1	0	0	1	1	0	0	0	0	0	0	0	0	0	2
8:15 AM	0	3	1	4	0	2	0	2	1	0	0	1	1	1	0	2	9	
8:30 AM	0	0	0	0	1	1	0	2	0	0	0	0	0	0	0	0	0	2
8:45 AM	0	1	0	1	1	1	1	3	0	1	0	1	0	0	2	2	7	
9:00 AM	0	0	0	0	0	0	0	0	0	0	0	0	0	0	0	0	0	0
9:15 AM	0	0	0	0	0	0	1	1	0	0	0	0	0	0	1	1	2	
Total Survey	0	10	2	12	6	9	4	19	3	1	1	5	1	1	4	6	42	

Heavy Vehicle Peak Hour Summary 7:30 AM to 8:30 AM

By Approach	Northbound SW 53rd St			Southbound SW 53rd St			Eastbound SW Country Club Dr			Westbound SW Country Club Dr			Total
	In	Out	Total	In	Out	Total	In	Out	Total	In	Out	Total	
Volume	7	6	13	9	8	17	3	2	5	2	5	7	21
PHF	0.35			0.32			0.38			0.13			0.29

By Movement	Northbound SW 53rd St				Southbound SW 53rd St				Eastbound SW Country Club Dr				Westbound SW Country Club Dr				Total
	L	T	R	Total	L	T	R	Total	L	T	R	Total	L	T	R	Total	
Volume	0	5	2	7	3	5	1	9	3	0	0	3	1	1	0	2	21
PHF	0.00	0.31	0.50	0.35	0.25	0.31	0.13	0.32	0.38	0.00	0.00	0.38	0.25	0.25	0.00	0.13	0.29

Heavy Vehicle Rolling Hour Summary 6:30 AM to 9:30 AM

Interval Start Time	Northbound SW 53rd St				Southbound SW 53rd St				Eastbound SW Country Club Dr				Westbound SW Country Club Dr				Interval Total
	L	T	R	Total	L	T	R	Total	L	T	R	Total	L	T	R	Total	
6:30 AM	0	4	0	4	1	2	1	4	0	0	1	1	0	0	1	1	10
6:45 AM	0	4	1	5	2	3	1	6	1	0	0	1	0	0	1	1	13
7:00 AM	0	3	1	4	3	4	1	8	2	0	0	2	0	0	1	1	15
7:15 AM	0	4	1	5	3	4	1	8	2	0	0	2	0	0	1	1	16
7:30 AM	0	5	2	7	3	5	1	9	3	0	0	3	1	1	0	2	21
7:45 AM	0	4	1	5	3	5	1	9	2	0	0	2	1	1	0	2	18
8:00 AM	0	5	1	6	2	4	2	8	1	1	0	2	1	1	2	4	20
8:15 AM	0	4	1	5	2	4	1	7	1	1	0	2	1	1	2	4	18
8:30 AM	0	1	0	1	2	2	2	6	0	1	0	1	0	0	3	3	11

Peak Hour Summary

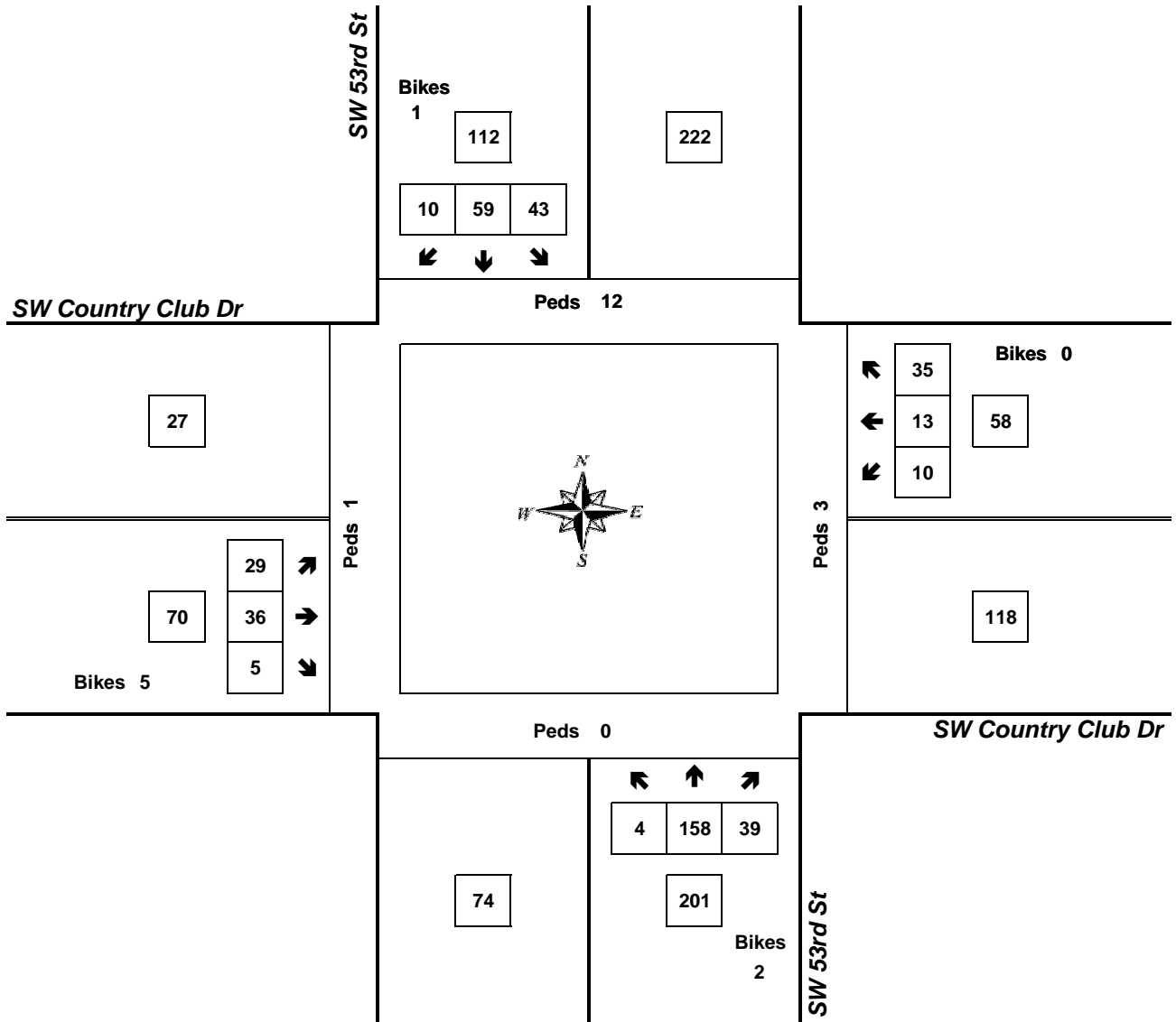


Clay Carney
(503) 833-2740

SW 53rd St & SW Country Club Dr

7:30 AM to 8:30 AM

Thursday, May 10, 2012



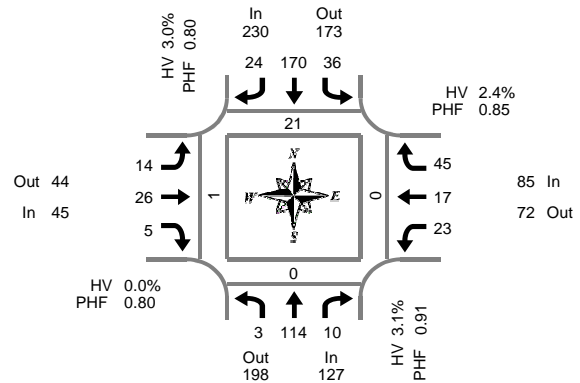
Approach	PHF	HV%	Volume
EB	0.70	4.3%	70
WB	0.85	3.4%	58
NB	0.87	3.5%	201
SB	0.80	8.0%	112
Intersection	0.85	4.8%	441

Count Period: 6:30 AM to 9:30 AM

Total Vehicle Summary



Clay Carney
(503) 833-2740



SW 53rd St & SW Country Club Dr

Thursday, May 10, 2012
3:30 PM to 6:30 PM

15-Minute Interval Summary

3:30 PM to 6:30 PM

Interval Start Time	Northbound SW 53rd St				Southbound SW 53rd St				Eastbound SW Country Club Dr				Westbound SW Country Club Dr				Interval Total	Pedestrians Crosswalk			
	L	T	R	Bikes	L	T	R	Bikes	L	T	R	Bikes	L	T	R	Bikes		North	South	East	West
3:30 PM	0	30	2	0	8	37	3	0	5	4	0	0	5	3	9	2	106	1	0	0	0
3:45 PM	1	25	3	0	21	35	4	0	6	8	1	0	3	7	9	1	123	2	0	0	2
4:00 PM	0	18	2	0	13	38	8	1	3	3	1	0	10	6	13	0	115	2	0	0	0
4:15 PM	0	17	5	0	5	41	8	1	2	5	2	1	2	4	20	1	111	3	0	0	0
4:30 PM	1	28	2	0	8	43	9	1	3	2	1	1	7	1	14	3	119	6	0	0	1
4:45 PM	1	27	4	0	12	35	4	0	2	7	2	0	6	3	9	2	112	6	0	0	0
5:00 PM	0	32	3	3	7	38	2	1	4	9	1	2	5	3	12	1	116	4	0	0	0
5:15 PM	1	27	1	2	9	54	9	0	5	8	1	0	5	10	10	2	140	5	0	0	0
5:30 PM	0	21	3	0	9	48	4	2	6	3	1	0	9	4	6	0	114	3	0	0	0
5:45 PM	0	29	5	0	8	42	9	1	2	8	0	2	8	2	4	1	117	2	0	1	0
6:00 PM	0	27	1	0	14	32	6	4	2	4	0	1	5	5	6	2	102	4	0	0	0
6:15 PM	0	13	4	1	7	37	1	0	5	4	0	0	5	1	10	0	87	9	0	0	0
Total Survey	4	294	35	6	121	480	67	11	45	65	10	7	70	49	122	15	1,362	47	0	1	3

Peak Hour Summary

4:30 PM to 5:30 PM

By Approach	Northbound SW 53rd St				Southbound SW 53rd St				Eastbound SW Country Club Dr				Westbound SW Country Club Dr				Total	Pedestrians Crosswalk			
	In	Out	Total	Bikes	In	Out	Total	Bikes	In	Out	Total	Bikes	In	Out	Total	Bikes		North	South	East	West
Volume	127	198	325	5	230	173	403	2	45	44	89	3	85	72	157	8	487	21	0	0	1
%HV	3.1%				3.0%				0.0%				2.4%				2.7%				
PHF	0.91				0.80				0.80				0.85				0.87				

By Movement	Northbound SW 53rd St				Southbound SW 53rd St				Eastbound SW Country Club Dr				Westbound SW Country Club Dr				Total
	L	T	R	Total	L	T	R	Total	L	T	R	Total	L	T	R	Total	
Volume	3	114	10	127	36	170	24	230	14	26	5	45	23	17	45	85	487
%HV	0.0%	2.6%	10.0%	3.1%	2.8%	2.9%	4.2%	3.0%	0.0%	0.0%	0.0%	0.0%	0.0%	0.0%	4.4%	2.4%	2.7%
PHF	0.75	0.89	0.63	0.91	0.75	0.79	0.67	0.80	0.70	0.72	0.63	0.80	0.82	0.43	0.80	0.85	0.87

Rolling Hour Summary

3:30 PM to 6:30 PM

Interval Start Time	Northbound SW 53rd St				Southbound SW 53rd St				Eastbound SW Country Club Dr				Westbound SW Country Club Dr				Interval Total	Pedestrians Crosswalk			
	L	T	R	Bikes	L	T	R	Bikes	L	T	R	Bikes	L	T	R	Bikes		North	South	East	West
3:30 PM	1	90	12	0	47	151	23	2	16	20	4	1	20	20	51	4	455	8	0	0	2
3:45 PM	2	88	12	0	47	157	29	3	14	18	5	2	22	18	56	5	468	13	0	0	3
4:00 PM	2	90	13	0	38	157	29	3	10	17	6	2	25	14	56	6	457	17	0	0	1
4:15 PM	2	104	14	3	32	157	23	3	11	23	6	4	20	11	55	7	458	19	0	0	1
4:30 PM	3	114	10	5	36	170	24	2	14	26	5	3	23	17	45	8	487	21	0	0	1
4:45 PM	2	107	11	5	37	175	19	3	17	27	5	2	25	20	37	5	482	18	0	0	0
5:00 PM	1	109	12	5	33	182	24	4	17	28	3	4	27	19	32	4	487	14	0	1	0
5:15 PM	1	104	10	2	40	176	28	7	15	23	2	3	27	21	26	5	473	14	0	1	0
5:30 PM	0	90	13	1	38	159	20	7	15	19	1	3	27	12	26	3	420	18	0	1	0

Peak Hour Summary

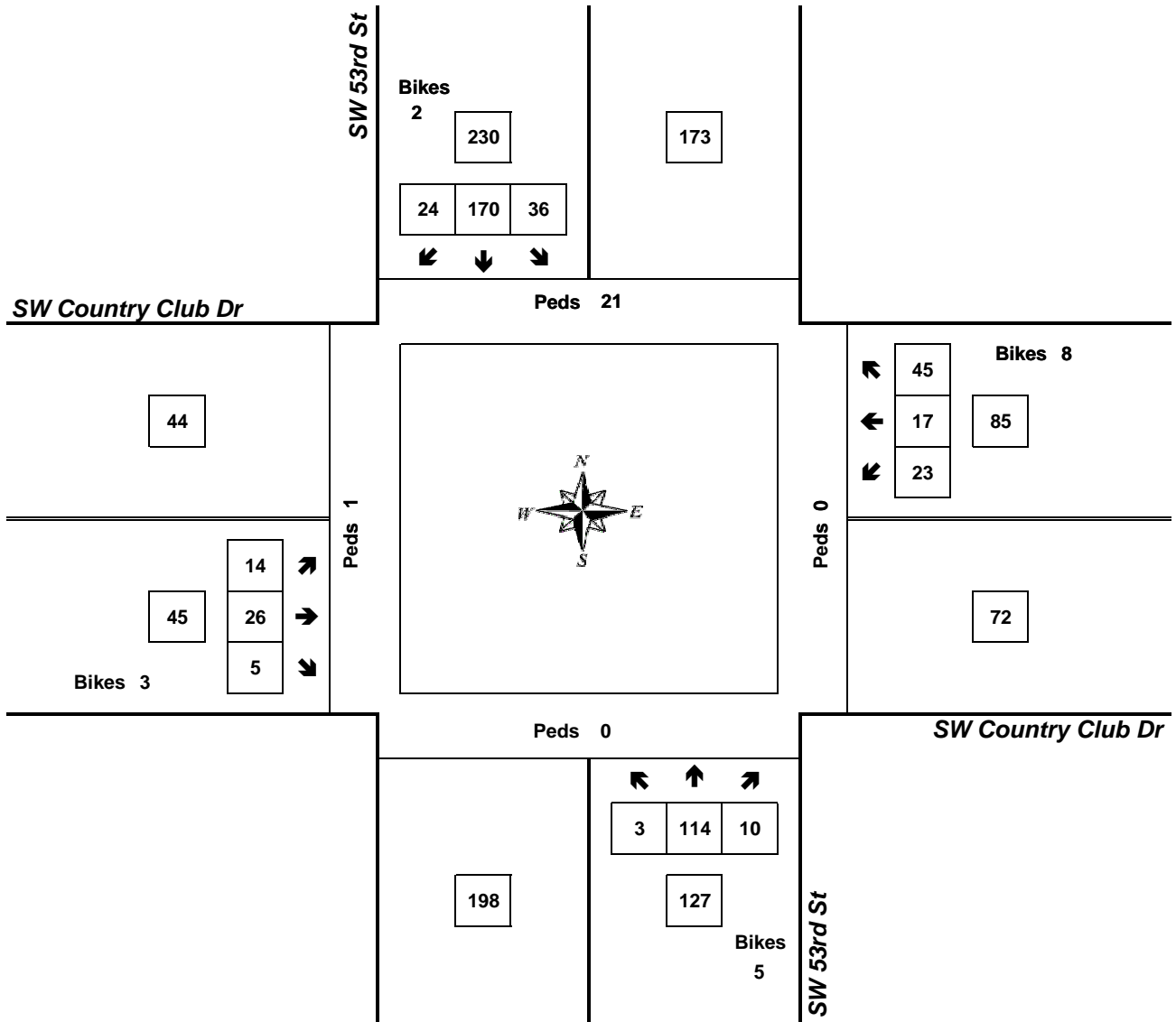


Clay Carney
(503) 833-2740

SW 53rd St & SW Country Club Dr

4:30 PM to 5:30 PM

Thursday, May 10, 2012



Approach	PHF	HV%	Volume
EB	0.80	0.0%	45
WB	0.85	2.4%	85
NB	0.91	3.1%	127
SB	0.80	3.0%	230
Intersection	0.87	2.7%	487

Count Period: 3:30 PM to 6:30 PM