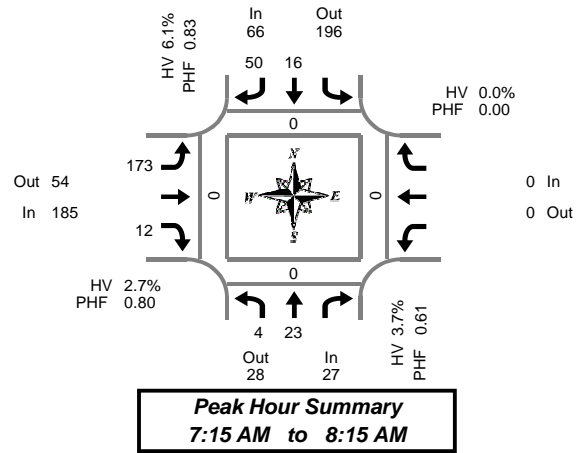


Total Vehicle Summary



Clay Carney
(503) 833-2740



SW 53rd St & SW Plymouth Dr

Thursday, May 10, 2012
6:30 AM to 9:30 AM

Peak Hour Summary
7:15 AM to 8:15 AM

15-Minute Interval Summary

6:30 AM to 9:30 AM

Interval Start Time	Northbound SW 53rd St			Southbound SW 53rd St				Eastbound SW Plymouth Dr			Westbound SW Plymouth Dr			Interval Total	Pedestrians Crosswalk			
	L	T	Bikes	T	R	Bikes	L	R	Bikes	In	Out	Bikes	North		South	East	West	
6:30 AM	0	3	0	2	2	0	18	0	1				0	25	0	0	0	0
6:45 AM	0	6	0	0	4	0	20	1	0				0	31	1	0	0	0
7:00 AM	0	0	0	1	4	0	23	0	0				0	28	0	0	0	0
7:15 AM	2	9	0	3	17	0	31	0	1				0	62	0	0	0	0
7:30 AM	0	6	2	3	8	0	46	3	1				0	66	0	0	0	0
7:45 AM	1	4	0	6	13	0	53	5	2				0	82	0	0	0	0
8:00 AM	1	4	0	4	12	0	43	4	1				0	68	0	0	0	0
8:15 AM	1	2	0	4	15	0	33	4	0				0	59	0	0	0	0
8:30 AM	0	5	0	2	14	0	23	0	0				0	44	0	0	0	0
8:45 AM	3	6	1	4	13	0	38	1	0				0	65	0	0	0	0
9:00 AM	1	7	0	2	5	0	23	1	0				0	39	0	0	0	0
9:15 AM	1	4	0	5	7	0	25	1	0				0	43	0	0	0	0
Total Survey	10	56	3	36	114	0	376	20	6				0	612	1	0	0	0

Peak Hour Summary

7:15 AM to 8:15 AM

By Approach	Northbound SW 53rd St				Southbound SW 53rd St				Eastbound SW Plymouth Dr				Westbound SW Plymouth Dr				Total	Pedestrians Crosswalks			
	In	Out	Total	Bikes	In	Out	Total	Bikes	In	Out	Total	Bikes	In	Out	Total	Bikes		North	South	East	West
Volume	27	28	55	2	66	196	262	0	185	54	239	5	0	0	0	0	0	0	0	0	
%HV	3.7%				6.1%				2.7%				0.0%				3.6%				
PHF	0.61				0.83				0.80				0.00				0.85				

By Movement	Northbound SW 53rd St				Southbound SW 53rd St				Eastbound SW Plymouth Dr				Westbound SW Plymouth Dr				Total
	L	T	Total	Bikes	T	R	Total	Bikes	L	R	Total	Bikes	In	Out	Total	Bikes	
Volume	4	23	27		16	50	66		173		12	185				0	278
%HV	0.0%	4.3%	NA	3.7%	NA	12.5%	4.0%	6.1%	2.3%	NA	8.3%	2.7%	NA	NA	NA	0.0%	3.6%
PHF	0.50	0.64	0.61		0.67	0.74	0.83		0.82		0.60	0.80				0.00	0.85

Rolling Hour Summary

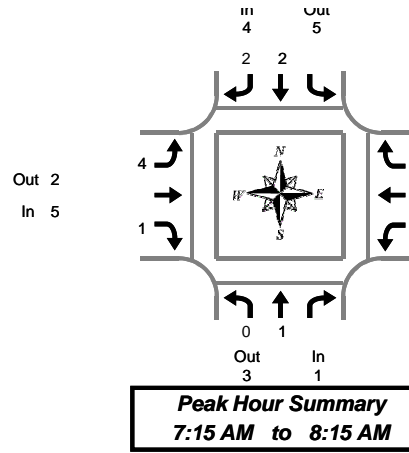
6:30 AM to 9:30 AM

Interval Start Time	Northbound SW 53rd St			Southbound SW 53rd St				Eastbound SW Plymouth Dr			Westbound SW Plymouth Dr			Interval Total	Pedestrians Crosswalk			
	L	T	Bikes	T	R	Bikes	L	R	Bikes	In	Out	Bikes	North		South	East	West	
6:30 AM	2	18	0	6	27	0	92	1	2				0	146	1	0	0	0
6:45 AM	2	21	2	7	33	0	120	4	2				0	187	1	0	0	0
7:00 AM	3	19	2	13	42	0	153	8	4				0	238	0	0	0	0
7:15 AM	4	23	2	16	50	0	173	12	5				0	278	0	0	0	0
7:30 AM	3	16	2	17	48	0	175	16	4				0	275	0	0	0	0
7:45 AM	3	15	0	16	54	0	152	13	3				0	253	0	0	0	0
8:00 AM	5	17	1	14	54	0	137	9	1				0	236	0	0	0	0
8:15 AM	5	20	1	12	47	0	117	6	0				0	207	0	0	0	0
8:30 AM	5	22	1	13	39	0	109	3	0				0	191	0	0	0	0

Heavy Vehicle Summary



Clay Carney
(503) 833-2740



SW 53rd St & SW Plymouth Dr

Thursday, May 10, 2012
6:30 AM to 9:30 AM

Heavy Vehicle 15-Minute Interval Summary 6:30 AM to 9:30 AM

Interval Start Time	Northbound SW 53rd St			Southbound SW 53rd St			Eastbound SW Plymouth Dr			Westbound SW Plymouth Dr			Interval Total
	L	T	Total	T	R	Total	L	R	Total			Total	
6:30 AM	0	0	0	1	1	2	1	0	1			0	3
6:45 AM	0	0	0	0	1	1	1	0	1			0	2
7:00 AM	0	0	0	0	0	0	0	0	0			0	0
7:15 AM	0	0	0	1	0	1	2	0	2			0	3
7:30 AM	0	1	1	1	0	1	1	0	1			0	3
7:45 AM	0	0	0	0	1	1	0	0	0			0	1
8:00 AM	0	0	0	0	1	1	1	1	2			0	3
8:15 AM	0	0	0	0	1	1	3	0	3			0	4
8:30 AM	0	0	0	0	3	3	0	0	0			0	3
8:45 AM	0	1	1	0	1	1	0	0	0			0	2
9:00 AM	0	0	0	0	0	0	0	0	0			0	0
9:15 AM	0	0	0	0	0	0	0	0	0			0	0
Total Survey	0	2	2	3	9	12	9	1	10			0	24

Heavy Vehicle Peak Hour Summary 7:15 AM to 8:15 AM

By Approach	Northbound SW 53rd St			Southbound SW 53rd St			Eastbound SW Plymouth Dr			Westbound SW Plymouth Dr			Total
	In	Out	Total	In	Out	Total	In	Out	Total	In	Out	Total	
Volume	1	3	4	4	5	9	5	2	7	0	0	0	10
PHF	0.25			0.20			0.25			0.00			0.25

By Movement	Northbound SW 53rd St			Southbound SW 53rd St			Eastbound SW Plymouth Dr			Westbound SW Plymouth Dr			Total
	L	T	Total	T	R	Total	L	R	Total			Total	
Volume	0	1	1	2	2	4	4	1	5			0	10
PHF	0.00	0.25	0.25	0.25	0.10	0.20	0.25	0.25	0.25			0.00	0.25

Heavy Vehicle Rolling Hour Summary 6:30 AM to 9:30 AM

Interval Start Time	Northbound SW 53rd St			Southbound SW 53rd St			Eastbound SW Plymouth Dr			Westbound SW Plymouth Dr			Interval Total
	L	T	Total	T	R	Total	L	R	Total			Total	
6:30 AM	0	0	0	2	2	4	4	0	4			0	8
6:45 AM	0	1	1	2	1	3	4	0	4			0	8
7:00 AM	0	1	1	2	1	3	3	0	3			0	7
7:15 AM	0	1	1	2	2	4	4	1	5			0	10
7:30 AM	0	1	1	1	3	4	5	1	6			0	11
7:45 AM	0	0	0	0	6	6	4	1	5			0	11
8:00 AM	0	1	1	0	6	6	4	1	5			0	12
8:15 AM	0	1	1	0	5	5	3	0	3			0	9
8:30 AM	0	1	1	0	4	4	0	0	0			0	5

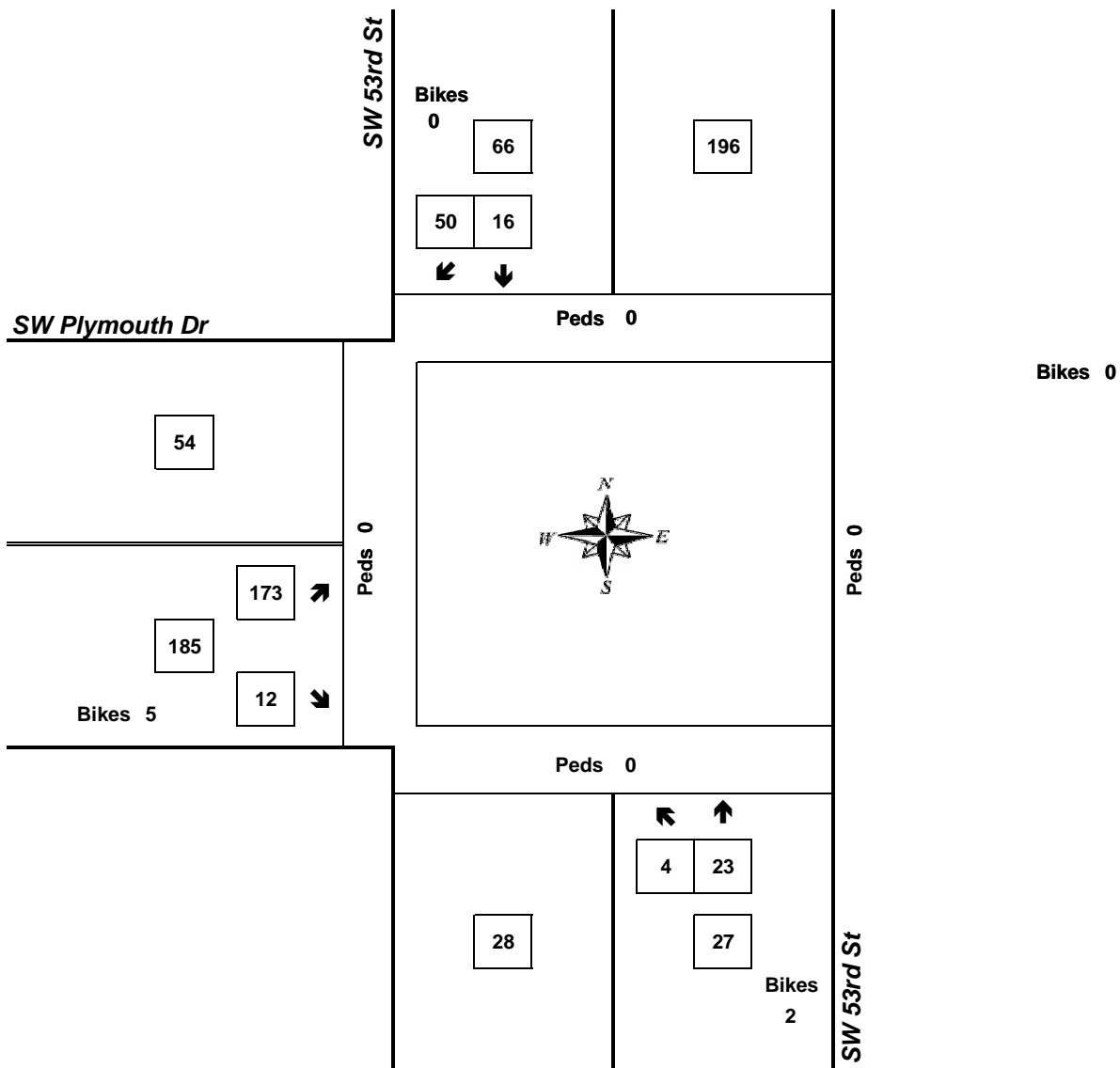
Peak Hour Summary



Clay Carney
(503) 833-2740

SW 53rd St & SW Plymouth Dr

7:15 AM to 8:15 AM
Thursday, May 10, 2012



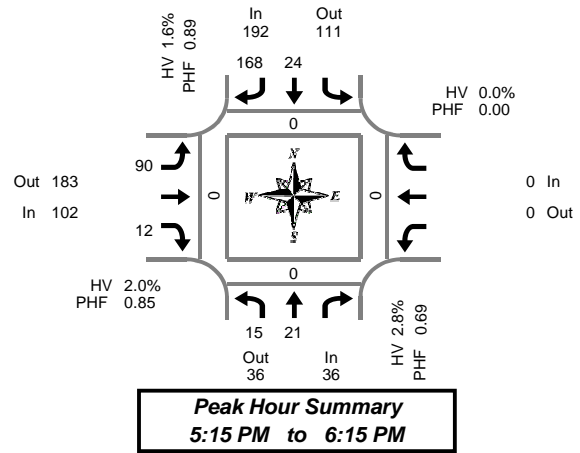
Approach	PHF	HV%	Volume
EB	0.80	2.7%	185
WB	0.00	0.0%	0
NB	0.61	3.7%	27
SB	0.83	6.1%	66
Intersection	0.85	3.6%	278

Count Period: 6:30 AM to 9:30 AM

Total Vehicle Summary



Clay Carney
(503) 833-2740



SW 53rd St & SW Plymouth Dr

Thursday, May 10, 2012
3:30 PM to 6:30 PM

Peak Hour Summary
5:15 PM to 6:15 PM

15-Minute Interval Summary

3:30 PM to 6:30 PM

Interval Start Time	Northbound SW 53rd St			Southbound SW 53rd St			Eastbound SW Plymouth Dr			Westbound SW Plymouth Dr			Interval Total	Pedestrians Crosswalk			
	L	T	Bikes	T	R	Bikes	L	R	Bikes	In	Out	Bikes		North	South	East	West
3:30 PM	1	4	0	2	30	1	25	1	0	0	0	0	63	0	0	0	0
3:45 PM	2	6	0	5	29	0	19	0	0	0	0	0	61	0	0	0	0
4:00 PM	0	3	0	6	50	1	16	0	1	0	0	0	75	0	0	0	0
4:15 PM	2	6	0	9	29	1	12	1	1	0	0	0	59	0	0	0	0
4:30 PM	2	4	0	7	33	1	25	2	0	0	0	0	73	0	0	0	0
4:45 PM	0	3	0	5	39	2	30	3	0	0	0	0	80	0	0	0	0
5:00 PM	0	7	2	4	33	0	25	1	0	0	0	0	70	0	0	0	0
5:15 PM	2	6	1	4	48	0	23	1	2	0	0	0	84	0	0	0	0
5:30 PM	2	4	1	12	42	2	16	4	1	0	0	0	80	0	0	0	0
5:45 PM	2	7	1	3	44	1	27	3	1	0	0	0	86	0	0	0	0
6:00 PM	9	4	5	5	34	5	24	4	3	0	0	0	80	0	0	0	0
6:15 PM	6	5	3	7	23	0	13	3	1	0	0	0	57	0	0	0	0
Total Survey	28	59	13	69	434	14	255	23	10	0	0	0	868	0	0	0	0

Peak Hour Summary

5:15 PM to 6:15 PM

By Approach	Northbound SW 53rd St				Southbound SW 53rd St				Eastbound SW Plymouth Dr				Westbound SW Plymouth Dr				Total	Pedestrians Crosswalks			
	In	Out	Total	Bikes	In	Out	Total	Bikes	In	Out	Total	Bikes	In	Out	Total	Bikes		North	South	East	West
Volume	36	36	72	8	192	111	303	8	102	183	285	7	0	0	0	0	330	0	0	0	0
%HV	2.8%				1.6%				2.0%				0.0%				1.8%				
PHF	0.69				0.89				0.85				0.00				0.96				

By Movement	Northbound SW 53rd St			Southbound SW 53rd St			Eastbound SW Plymouth Dr			Westbound SW Plymouth Dr			Total
	L	T	Total	T	R	Total	L	R	Total	In	Out	Total	
Volume	15	21	36	24	168	192	90	12	102			0	330
%HV	0.0%	4.8%	NA	2.8%	NA	0.0%	1.8%	1.6%	2.2%	NA	0.0%	2.0%	1.8%
PHF	0.42	0.75	0.69	0.50	0.88	0.89	0.83	0.75	0.85			0.00	0.96

Rolling Hour Summary

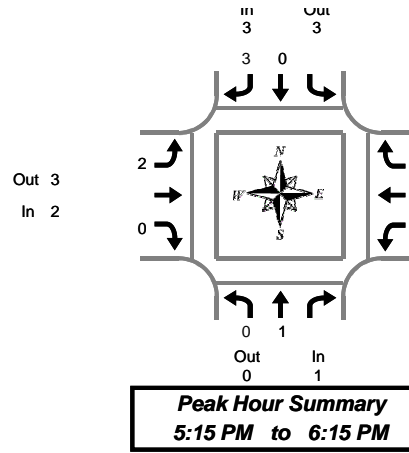
3:30 PM to 6:30 PM

Interval Start Time	Northbound SW 53rd St			Southbound SW 53rd St			Eastbound SW Plymouth Dr			Westbound SW Plymouth Dr			Interval Total	Pedestrians Crosswalk			
	L	T	Bikes	T	R	Bikes	L	R	Bikes	In	Out	Bikes		North	South	East	West
3:30 PM	5	19	0	22	138	3	72	2	2	0	0	0	258	0	0	0	0
3:45 PM	6	19	0	27	141	3	72	3	2	0	0	0	268	0	0	0	0
4:00 PM	4	16	0	27	151	5	83	6	2	0	0	0	287	0	0	0	0
4:15 PM	4	20	2	25	134	4	92	7	1	0	0	0	282	0	0	0	0
4:30 PM	4	20	3	20	153	3	103	7	2	0	0	0	307	0	0	0	0
4:45 PM	4	20	4	25	162	4	94	9	3	0	0	0	314	0	0	0	0
5:00 PM	6	24	5	23	167	3	91	9	4	0	0	0	320	0	0	0	0
5:15 PM	15	21	8	24	168	8	90	12	7	0	0	0	330	0	0	0	0
5:30 PM	19	20	10	27	143	8	80	14	6	0	0	0	303	0	0	0	0

Heavy Vehicle Summary



Clay Carney
(503) 833-2740



SW 53rd St & SW Plymouth Dr

Thursday, May 10, 2012
3:30 PM to 6:30 PM

Heavy Vehicle 15-Minute Interval Summary 3:30 PM to 6:30 PM

Interval Start Time	Northbound SW 53rd St			Southbound SW 53rd St			Eastbound SW Plymouth Dr			Westbound SW Plymouth Dr			Interval Total
	L	T	Total	T	R	Total	L	R	Total			Total	
3:30 PM	0	0	0	0	0	0	0	0	0	0	0	0	0
3:45 PM	0	0	0	1	0	1	1	0	1	0	0	0	2
4:00 PM	0	0	0	0	1	1	1	2	0	2	0	0	3
4:15 PM	0	0	0	0	0	0	0	0	0	0	0	0	0
4:30 PM	0	1	1	1	2	3	0	0	0	0	0	0	4
4:45 PM	0	0	0	1	0	1	0	0	0	0	0	0	1
5:00 PM	0	0	0	1	0	1	0	0	0	0	0	0	1
5:15 PM	0	1	1	0	1	1	1	0	1	0	1	0	3
5:30 PM	0	0	0	0	1	1	0	0	0	0	0	0	1
5:45 PM	0	0	0	0	1	1	0	0	0	0	0	0	1
6:00 PM	0	0	0	0	0	0	1	0	1	0	1	0	1
6:15 PM	0	0	0	0	0	0	0	0	0	0	0	0	0
Total Survey	0	2	2	4	6	10	5	0	5			0	17

Heavy Vehicle Peak Hour Summary 5:15 PM to 6:15 PM

By Approach	Northbound SW 53rd St			Southbound SW 53rd St			Eastbound SW Plymouth Dr			Westbound SW Plymouth Dr			Total
	In	Out	Total	In	Out	Total	In	Out	Total	In	Out	Total	
Volume	1	0	1	3	3	6	2	3	5	0	0	0	6
PHF	0.25			0.15			0.17			0.00			0.21

By Movement	Northbound SW 53rd St			Southbound SW 53rd St			Eastbound SW Plymouth Dr			Westbound SW Plymouth Dr			Total
	L	T	Total	T	R	Total	L	R	Total			Total	
Volume	0	1	1	0	3	3	2	0	2			0	6
PHF	0.00	0.25	0.25	0.00	0.25	0.15	0.17	0.00	0.17			0.00	0.21

Heavy Vehicle Rolling Hour Summary 3:30 PM to 6:30 PM

Interval Start Time	Northbound SW 53rd St			Southbound SW 53rd St			Eastbound SW Plymouth Dr			Westbound SW Plymouth Dr			Interval Total
	L	T	Total	T	R	Total	L	R	Total			Total	
3:30 PM	0	0	0	1	1	2	3	0	3			0	5
3:45 PM	0	1	1	2	3	5	3	0	3			0	9
4:00 PM	0	1	1	2	3	5	2	0	2			0	8
4:15 PM	0	1	1	3	2	5	0	0	0			0	6
4:30 PM	0	2	2	3	3	6	1	0	1			0	9
4:45 PM	0	1	1	2	2	4	1	0	1			0	6
5:00 PM	0	1	1	1	3	4	1	0	1			0	6
5:15 PM	0	1	1	0	3	3	2	0	2			0	6
5:30 PM	0	0	0	0	2	2	1	0	1			0	3

Peak Hour Summary

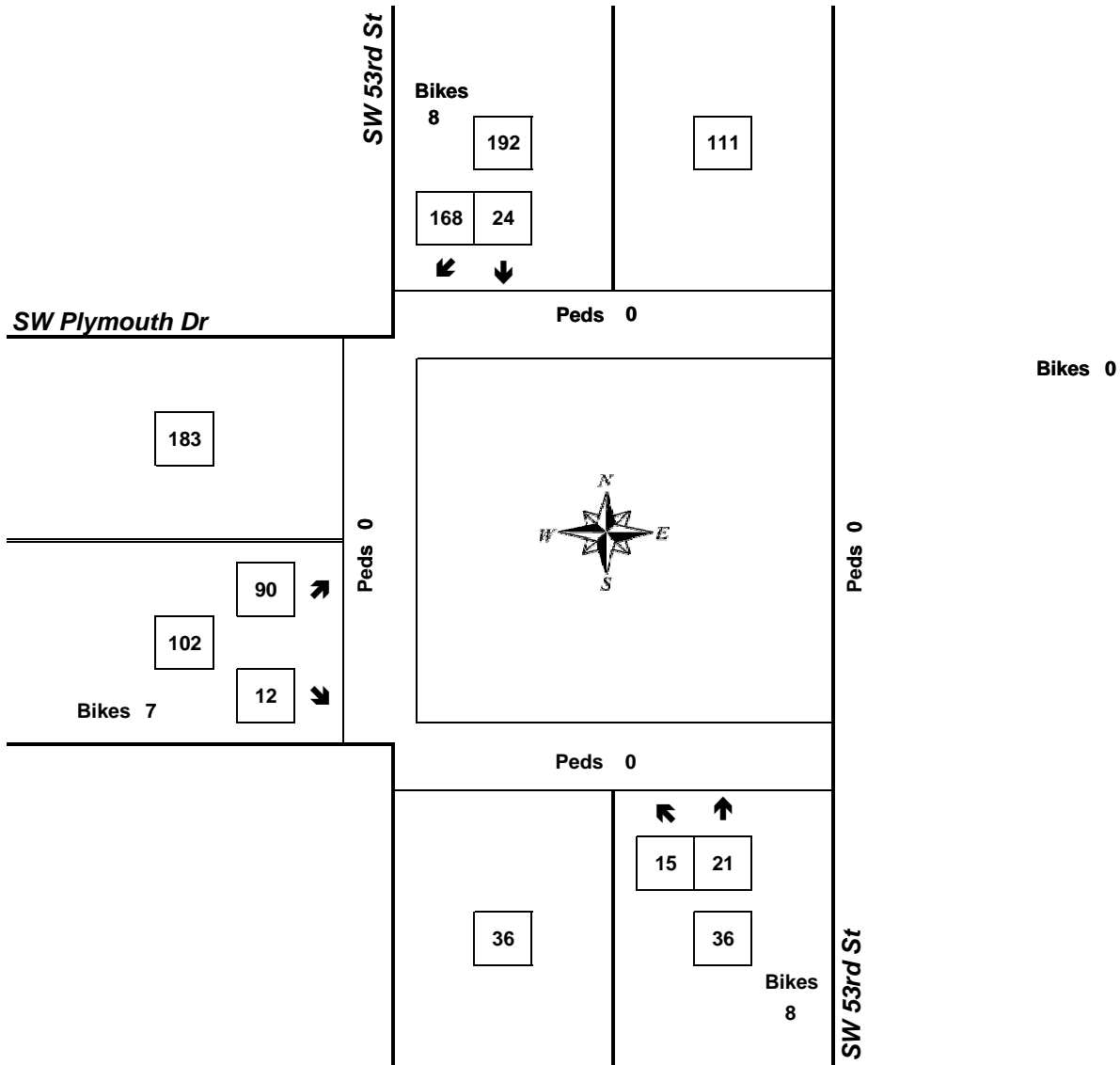


Clay Carney
(503) 833-2740

SW 53rd St & SW Plymouth Dr

5:15 PM to 6:15 PM

Thursday, May 10, 2012



Approach	PHF	HV%	Volume
EB	0.85	2.0%	102
WB	0.00	0.0%	0
NB	0.69	2.8%	36
SB	0.89	1.6%	192
Intersection	0.96	1.8%	330

Count Period: 3:30 PM to 6:30 PM