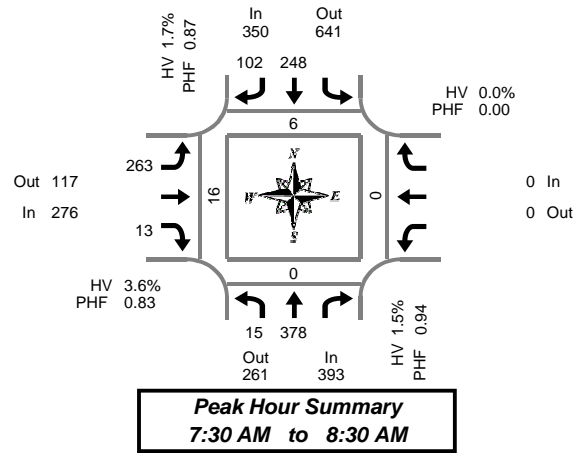


Total Vehicle Summary



Clay Carney
(503) 833-2740



SW 53rd St & SW Reservoir Ave

Thursday, May 17, 2012
6:30 AM to 9:30 AM

15-Minute Interval Summary

6:30 AM to 9:30 AM

Interval Start Time	Northbound SW 53rd St				Southbound SW 53rd St				Eastbound SW Reservoir Ave				Westbound SW Reservoir Ave				Interval Total	Pedestrians Crosswalk			
	L	T		Bikes	T	R	Bikes		L		R	Bikes			Bikes				North	South	East
6:30 AM	1	20		0	23	11	0	18			0	1			0			1	0	0	1
6:45 AM	2	38		0	28	11	2	11			1	0			0			1	0	0	0
7:00 AM	4	43		1	23	21	0	44			1	2			1			2	0	0	1
7:15 AM	5	67		0	47	30	1	38			1	5			0			3	0	0	2
7:30 AM	2	79		3	68	33	0	58			5	3			0			2	0	0	3
7:45 AM	5	100		0	55	25	0	83			0	5			2			1	0	0	2
8:00 AM	6	96		0	66	18	1	61			6	2			0			1	0	0	6
8:15 AM	2	103		0	59	26	1	61			2	4			1			2	0	0	5
8:30 AM	1	86		1	61	32	2	56			1	1			2			1	0	0	2
8:45 AM	5	95		1	49	28	1	43			4	5			2			1	0	0	1
9:00 AM	1	76		2	57	35	0	53			1	5			2			3	0	0	2
9:15 AM	2	82		0	65	27	2	40			1	1			1			1	0	0	0
Total Survey	36	885		8	601	297	10	566			23	34			11			19	0	0	25

Peak Hour Summary

7:30 AM to 8:30 AM

By Approach	Northbound SW 53rd St				Southbound SW 53rd St				Eastbound SW Reservoir Ave				Westbound SW Reservoir Ave				Total	Pedestrians Crosswalks			
	In	Out	Total	Bikes	In	Out	Total	Bikes	In	Out	Total	Bikes	In	Out	Total	Bikes		North	South	East	West
Volume	393	261	654	3	350	641	991	2	276	117	393	14	0	0	0	3	6	0	0	16	
%HV	1.5%				1.7%				3.6%				0.0%				2.2%				
PHF	0.94				0.87				0.83				0.00				0.95				

By Movement	Northbound SW 53rd St				Southbound SW 53rd St				Eastbound SW Reservoir Ave				Westbound SW Reservoir Ave				Total
	L	T		Total	T	R		Total	L		R	Total			Total		
Volume	15	378		393	248	102		350	263		13	276			0		
%HV	0.0%	1.6%	NA	1.5%	NA	0.8%	3.9%	1.7%	3.0%	NA	15.4%	3.6%	NA	NA	NA	0.0%	2.2%
PHF	0.63	0.92		0.94	0.91	0.77		0.87	0.79		0.54	0.83			0.00	0.95	

Rolling Hour Summary

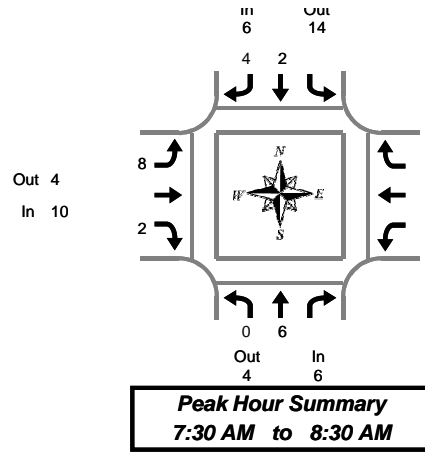
6:30 AM to 9:30 AM

Interval Start Time	Northbound SW 53rd St				Southbound SW 53rd St				Eastbound SW Reservoir Ave				Westbound SW Reservoir Ave				Interval Total	Pedestrians Crosswalk			
	L	T		Bikes	T	R	Bikes		L		R	Bikes			Bikes				North	South	East
6:30 AM	12	168		1	121	73	3	111			3	8			1			7	0	0	4
6:45 AM	13	227		4	166	95	3	151			8	10			1			8	0	0	6
7:00 AM	16	289		4	193	109	1	223			7	15			3			8	0	0	8
7:15 AM	18	342		3	236	106	2	240			12	15			2			7	0	0	13
7:30 AM	15	378		3	248	102	2	263			13	14			3			6	0	0	16
7:45 AM	14	385		1	241	101	4	261			9	12			5			5	0	0	15
8:00 AM	14	380		2	235	104	5	221			13	12			5			5	0	0	14
8:15 AM	9	360		4	226	121	4	213			8	15			7			7	0	0	10
8:30 AM	9	339		4	232	122	5	192			7	12			7			6	0	0	5

Heavy Vehicle Summary



Clay Carney
(503) 833-2740



SW 53rd St & SW Reservoir Ave

Thursday, May 17, 2012
6:30 AM to 9:30 AM

Heavy Vehicle 15-Minute Interval Summary 6:30 AM to 9:30 AM

Interval Start Time	Northbound SW 53rd St			Southbound SW 53rd St			Eastbound SW Reservoir Ave			Westbound SW Reservoir Ave			Interval Total	
	L	T	Total	T	R	Total	L	R	Total			Total		
6:30 AM	0	1	1	0	0	0	0	0	0	0			0	1
6:45 AM	0	1	1	0	0	0	0	0	0	0			0	1
7:00 AM	0	0	0	0	0	0	0	2	0	2			0	2
7:15 AM	0	1	1	2	2	4	3	0	3				0	8
7:30 AM	0	1	1	0	0	0	1	1	2				0	3
7:45 AM	0	2	2	1	1	2	5	0	5				0	9
8:00 AM	0	1	1	0	2	2	0	1	1				0	4
8:15 AM	0	2	2	1	1	2	2	0	2				0	6
8:30 AM	0	0	0	0	1	1	4	1	5				0	6
8:45 AM	0	1	1	0	0	0	1	0	1				0	2
9:00 AM	0	1	1	0	0	0	0	0	0				0	1
9:15 AM	0	1	1	0	0	0	0	0	0				0	1
Total Survey	0	12	12	4	7	11	18	3	21				0	44

Heavy Vehicle Peak Hour Summary 7:30 AM to 8:30 AM

By Approach	Northbound SW 53rd St			Southbound SW 53rd St			Eastbound SW Reservoir Ave			Westbound SW Reservoir Ave			Total
	In	Out	Total	In	Out	Total	In	Out	Total	In	Out	Total	
Volume	6	4	10	6	14	20	10	4	14	0	0	0	22
PHF	0.30			0.25			0.25			0.00			0.28

By Movement	Northbound SW 53rd St			Southbound SW 53rd St			Eastbound SW Reservoir Ave			Westbound SW Reservoir Ave			Total
	L	T	Total	T	R	Total	L	R	Total			Total	
Volume	0	6	6	2	4	6	8	2	10			0	22
PHF	0.00	0.30	0.30	0.17	0.25	0.25	0.22	0.25	0.25			0.00	0.28

Heavy Vehicle Rolling Hour Summary 6:30 AM to 9:30 AM

Interval Start Time	Northbound SW 53rd St			Southbound SW 53rd St			Eastbound SW Reservoir Ave			Westbound SW Reservoir Ave			Interval Total
	L	T	Total	T	R	Total	L	R	Total			Total	
6:30 AM	0	3	3	2	2	4	5	0	5			0	12
6:45 AM	0	3	3	2	2	4	6	1	7			0	14
7:00 AM	0	4	4	3	3	6	11	1	12			0	22
7:15 AM	0	5	5	3	5	8	9	2	11			0	24
7:30 AM	0	6	6	2	4	6	8	2	10			0	22
7:45 AM	0	5	5	2	5	7	11	2	13			0	25
8:00 AM	0	4	4	1	4	5	7	2	9			0	18
8:15 AM	0	4	4	1	2	3	7	1	8			0	15
8:30 AM	0	3	3	0	1	1	5	1	6			0	10

Peak Hour Summary

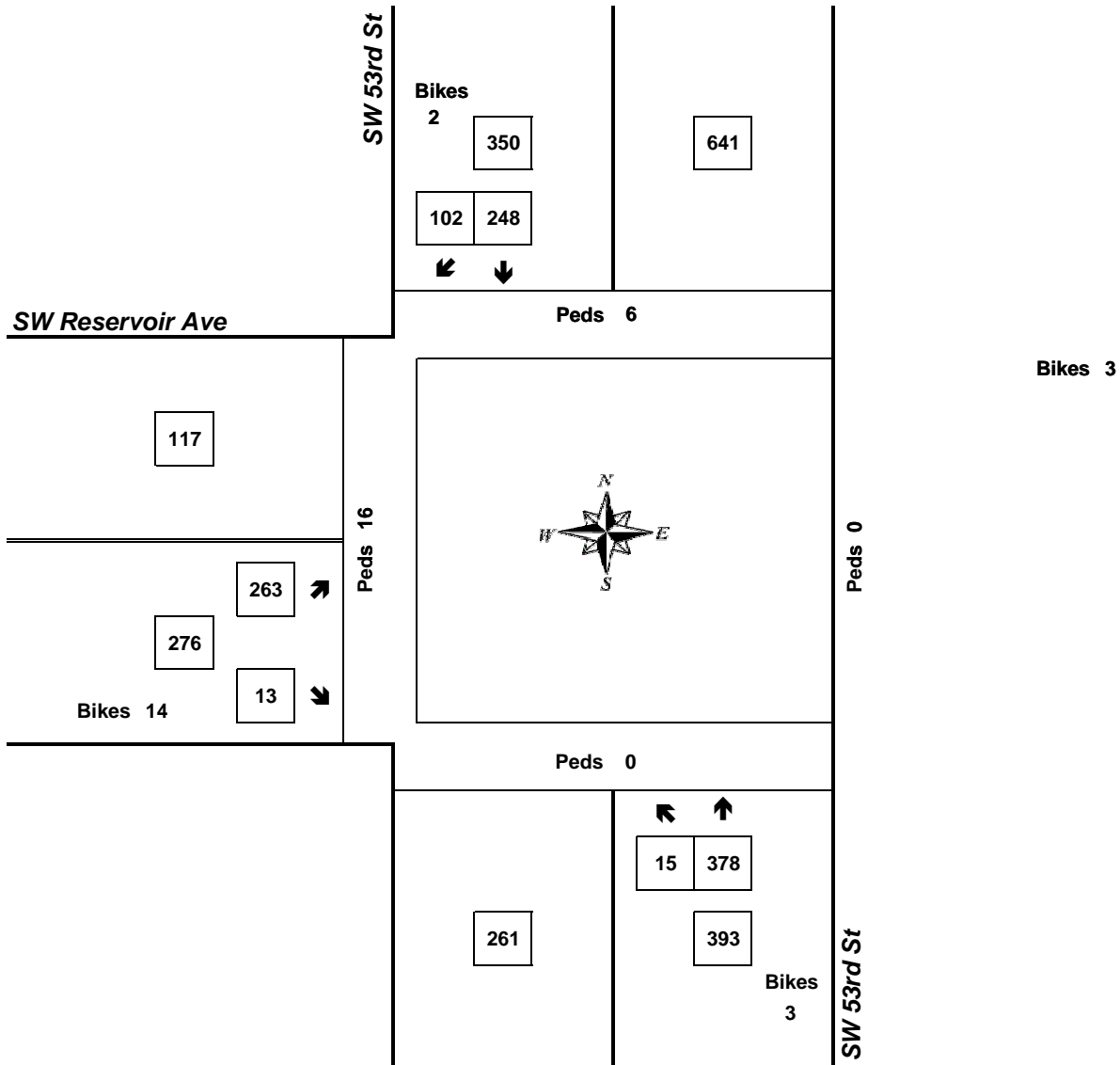


Clay Carney
(503) 833-2740

SW 53rd St & SW Reservoir Ave

7:30 AM to 8:30 AM

Thursday, May 17, 2012



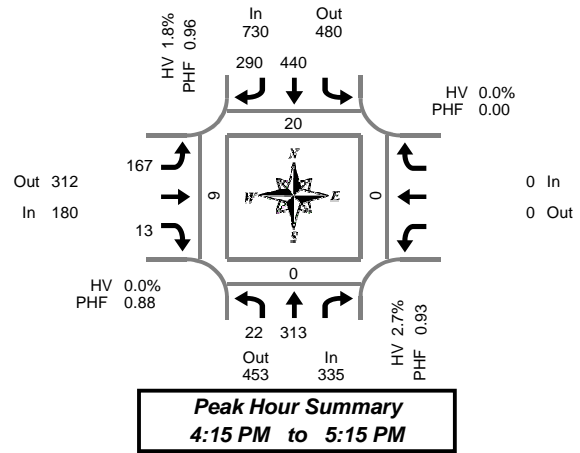
Approach	PHF	HV%	Volume
EB	0.83	3.6%	276
WB	0.00	0.0%	0
NB	0.94	1.5%	393
SB	0.87	1.7%	350
Intersection	0.95	2.2%	1,019

Count Period: 6:30 AM to 9:30 AM

Total Vehicle Summary



Clay Carney
(503) 833-2740



SW 53rd St & SW Reservoir Ave

Thursday, May 17, 2012
3:30 PM to 6:30 PM

15-Minute Interval Summary 3:30 PM to 6:30 PM

Interval Start Time	Northbound SW 53rd St			Southbound SW 53rd St			Eastbound SW Reservoir Ave			Westbound SW Reservoir Ave			Interval Total	Pedestrians Crosswalk				
	L	T	Bikes	T	R	Bikes	L	R	Bikes			Bikes		North	South	East	West	
3:30 PM	4	55	1	82	52	2	23		3	6			3	219	1	0	0	1
3:45 PM	5	76	2	99	53	0	41		1	1			2	275	3	0	0	2
4:00 PM	6	77	0	100	54	2	42		2	4			3	281	4	0	0	0
4:15 PM	4	82	2	112	70	2	35		3	6			5	306	7	0	0	2
4:30 PM	7	68	3	108	82	1	42		5	5			7	312	5	0	0	4
4:45 PM	4	80	0	96	72	0	49		2	3			5	303	6	0	0	0
5:00 PM	7	83	1	124	66	0	41		3	3			3	324	2	0	0	3
5:15 PM	2	73	0	98	66	3	42		2	7			9	283	6	0	0	3
5:30 PM	1	69	1	89	83	3	36		1	3			7	279	5	0	0	2
5:45 PM	1	83	0	88	62	1	44		1	5			6	279	1	0	0	0
6:00 PM	0	66	0	76	52	1	50		1	8			2	245	3	0	0	3
6:15 PM	1	73	0	72	49	0	42		0	3			6	237	1	0	0	1
Total Survey	42	885	10	1,144	761	15	487		24	54			58	3,343	44	0	0	21

Peak Hour Summary 4:15 PM to 5:15 PM

By Approach	Northbound SW 53rd St				Southbound SW 53rd St				Eastbound SW Reservoir Ave				Westbound SW Reservoir Ave				Total	Pedestrians Crosswalks			
	In	Out	Total	Bikes	In	Out	Total	Bikes	In	Out	Total	Bikes	In	Out	Total	Bikes		North	South	East	West
Volume	335	453	788	6	730	480	1,210	3	180	312	492	17	0	0	0	20	1,245	20	0	0	9
%HV	2.7%				1.8%				0.0%				0.0%				1.8%				
PHF	0.93				0.96				0.88				0.00				0.96				

By Movement	Northbound SW 53rd St			Southbound SW 53rd St			Eastbound SW Reservoir Ave			Westbound SW Reservoir Ave			Total
	L	T	Total	T	R	Total	L	R	Total			Total	
Volume	22	313	335	440	290	730	167	13	180			0	1,245
%HV	22.7%	1.3%	NA	2.7%	NA	1.8%	1.7%	1.8%	0.0%	NA	0.0%	0.0%	1.8%
PHF	0.79	0.94	0.93	0.89	0.88	0.96	0.85	0.65	0.88			0.00	0.96

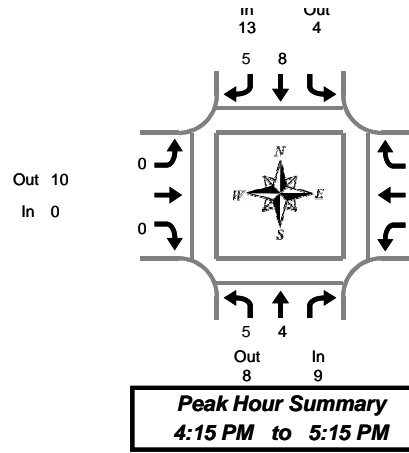
Rolling Hour Summary 3:30 PM to 6:30 PM

Interval Start Time	Northbound SW 53rd St			Southbound SW 53rd St			Eastbound SW Reservoir Ave			Westbound SW Reservoir Ave			Interval Total	Pedestrians Crosswalk				
	L	T	Bikes	T	R	Bikes	L	R	Bikes			Bikes		North	South	East	West	
3:30 PM	19	290	5	393	229	6	141		9	17			13	1,081	15	0	0	5
3:45 PM	22	303	7	419	259	5	160		11	16			17	1,174	19	0	0	8
4:00 PM	21	307	5	416	278	5	168		12	18			20	1,202	22	0	0	6
4:15 PM	22	313	6	440	290	3	167		13	17			20	1,245	20	0	0	9
4:30 PM	20	304	4	426	286	4	174		12	18			24	1,222	19	0	0	10
4:45 PM	14	305	2	407	287	6	168		8	16			24	1,189	19	0	0	8
5:00 PM	11	308	2	399	277	7	163		7	18			25	1,165	14	0	0	8
5:15 PM	4	291	1	351	263	8	172		5	23			24	1,086	15	0	0	8
5:30 PM	3	291	1	325	246	5	172		3	19			21	1,040	10	0	0	6

Heavy Vehicle Summary



Clay Carney
(503) 833-2740



SW 53rd St & SW Reservoir Ave

Thursday, May 17, 2012
3:30 PM to 6:30 PM

Heavy Vehicle 15-Minute Interval Summary 3:30 PM to 6:30 PM

Interval Start Time	Northbound SW 53rd St			Southbound SW 53rd St			Eastbound SW Reservoir Ave			Westbound SW Reservoir Ave			Interval Total
	L	T	Total	T	R	Total	L	R	Total			Total	
3:30 PM	1	1	2	2	0	2	0	0	0	0	0	0	4
3:45 PM	1	1	2	2	0	2	0	0	0	0	0	0	4
4:00 PM	1	2	3	2	1	3	0	0	0	0	0	0	6
4:15 PM	2	1	3	1	2	3	0	0	0	0	0	0	6
4:30 PM	1	2	3	3	1	4	0	0	0	0	0	0	7
4:45 PM	1	1	2	1	0	1	0	0	0	0	0	0	3
5:00 PM	1	0	1	3	2	5	0	0	0	0	0	0	6
5:15 PM	0	1	1	1	0	1	0	0	0	0	0	0	2
5:30 PM	0	0	0	3	1	4	0	0	0	0	0	0	4
5:45 PM	0	1	1	4	0	4	0	0	0	0	0	0	5
6:00 PM	0	1	1	1	1	2	0	0	0	0	0	0	3
6:15 PM	0	0	0	3	0	3	0	0	0	0	0	0	3
Total Survey	8	11	19	26	8	34	0	0	0	0	0	0	53

Heavy Vehicle Peak Hour Summary 4:15 PM to 5:15 PM

By Approach	Northbound SW 53rd St			Southbound SW 53rd St			Eastbound SW Reservoir Ave			Westbound SW Reservoir Ave			Total
	In	Out	Total	In	Out	Total	In	Out	Total	In	Out	Total	
Volume	9	8	17	13	4	17	0	10	10	0	0	0	22
PHF	0.25			0.33			0.00			0.00			0.29

By Movement	Northbound SW 53rd St			Southbound SW 53rd St			Eastbound SW Reservoir Ave			Westbound SW Reservoir Ave			Total
	L	T	Total	T	R	Total	L	R	Total			Total	
Volume	5	4	9	8	5	13	0	0	0	0	0	0	22
PHF	0.31	0.20	0.25	0.25	0.31	0.33	0.00	0.00	0.00			0.00	0.29

Heavy Vehicle Rolling Hour Summary 3:30 PM to 6:30 PM

Interval Start Time	Northbound SW 53rd St			Southbound SW 53rd St			Eastbound SW Reservoir Ave			Westbound SW Reservoir Ave			Interval Total
	L	T	Total	T	R	Total	L	R	Total			Total	
3:30 PM	5	5	10	7	3	10	0	0	0	0	0	0	20
3:45 PM	5	6	11	8	4	12	0	0	0	0	0	0	23
4:00 PM	5	6	11	7	4	11	0	0	0	0	0	0	22
4:15 PM	5	4	9	8	5	13	0	0	0	0	0	0	22
4:30 PM	3	4	7	8	3	11	0	0	0	0	0	0	18
4:45 PM	2	2	4	8	3	11	0	0	0	0	0	0	15
5:00 PM	1	2	3	11	3	14	0	0	0	0	0	0	17
5:15 PM	0	3	3	9	2	11	0	0	0	0	0	0	14
5:30 PM	0	2	2	11	2	13	0	0	0	0	0	0	15

Peak Hour Summary

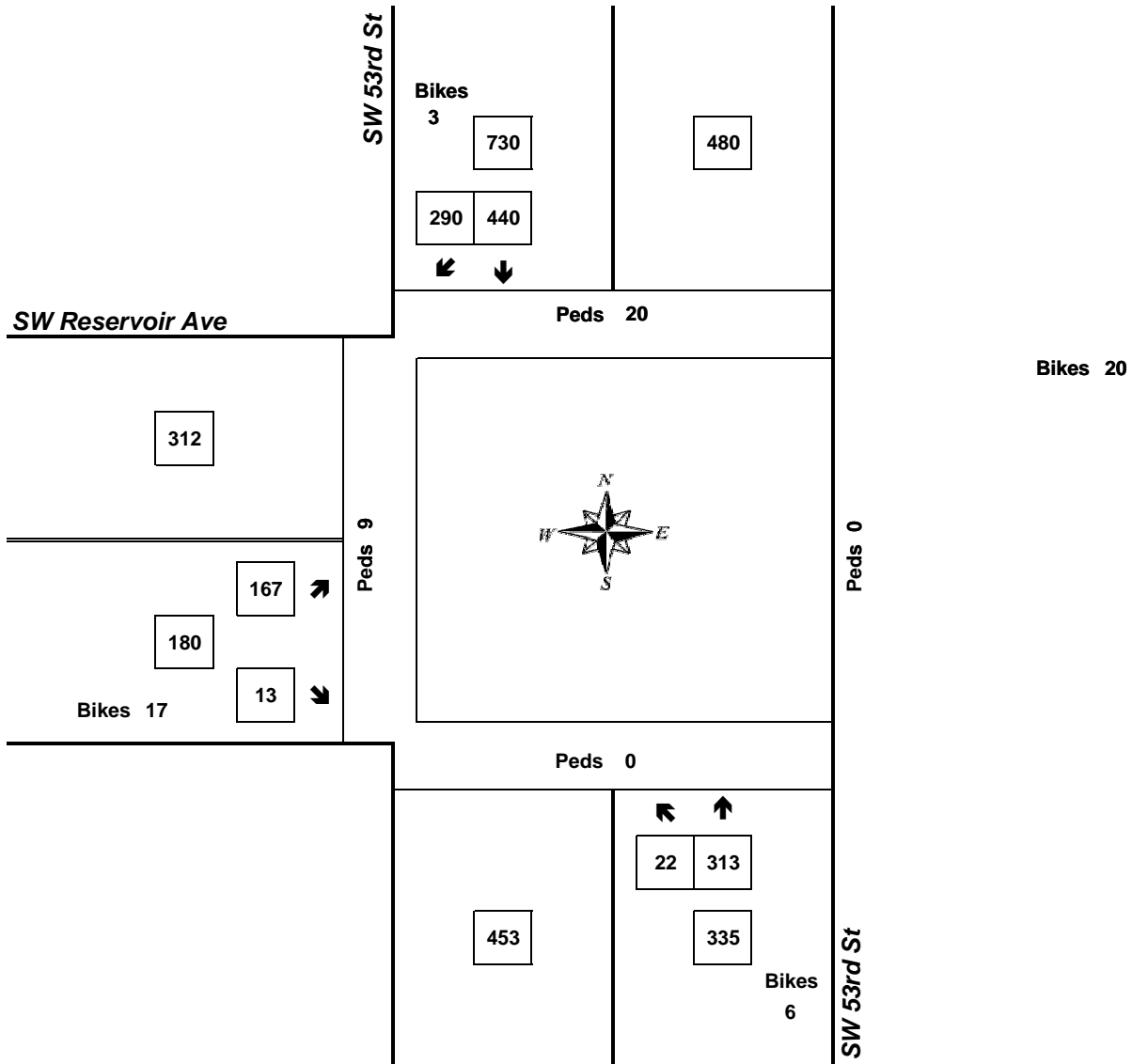


Clay Carney
(503) 833-2740

SW 53rd St & SW Reservoir Ave

4:15 PM to 5:15 PM

Thursday, May 17, 2012



Approach	PHF	HV%	Volume
EB	0.88	0.0%	180
WB	0.00	0.0%	0
NB	0.93	2.7%	335
SB	0.96	1.8%	730
Intersection	0.96	1.8%	1,245

Count Period: 3:30 PM to 6:30 PM