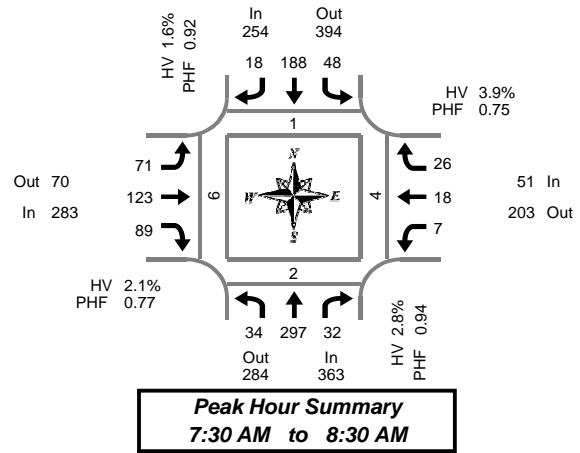


Total Vehicle Summary



Clay Carney
(503) 833-2740



SW 53rd St & SW West Hills Rd

Thursday, May 17, 2012
6:30 AM to 9:30 AM

15-Minute Interval Summary

6:30 AM to 9:30 AM

Interval Start Time	Northbound SW 53rd St				Southbound SW 53rd St				Eastbound SW West Hills Rd				Westbound SW West Hills Rd				Interval Total	Pedestrians Crosswalk			
	L	T	R	Bikes	L	T	R	Bikes	L	T	R	Bikes	L	T	R	Bikes		North	South	East	West
6:30 AM	3	17	0	0	1	18	0	0	1	4	1	0	0	1	1	0	0	0	1	0	0
6:45 AM	1	28	0	0	5	25	2	0	3	5	3	2	0	2	1	1	1	0	0	0	0
7:00 AM	4	32	4	2	4	21	1	0	5	16	16	0	1	4	5	0	0	1	0	0	1
7:15 AM	5	49	6	0	2	38	4	0	12	23	15	1	1	7	9	0	0	1	1	0	0
7:30 AM	8	68	9	2	15	47	7	0	18	40	18	1	2	2	6	0	0	1	1	0	1
7:45 AM	9	75	7	1	16	39	3	0	21	38	33	2	1	6	5	0	0	1	0	0	2
8:00 AM	7	76	7	0	12	48	5	2	15	24	22	0	2	3	7	1	0	0	0	0	3
8:15 AM	10	78	9	1	5	54	3	0	17	21	16	3	2	7	8	0	0	1	3	0	0
8:30 AM	8	61	6	0	2	56	6	2	11	20	21	0	1	2	5	0	0	0	0	0	5
8:45 AM	13	74	4	0	1	42	2	1	12	16	17	1	1	5	4	2	0	1	0	0	2
9:00 AM	12	53	2	0	2	61	1	0	12	21	12	3	2	10	3	0	0	0	0	0	0
9:15 AM	7	66	1	1	3	50	6	0	13	20	6	1	1	3	10	0	0	0	0	0	0
Total Survey	87	677	55	7	68	499	40	5	140	248	180	14	14	52	64	4	0	3	6	5	14

Peak Hour Summary

7:30 AM to 8:30 AM

By Approach	Northbound SW 53rd St				Southbound SW 53rd St				Eastbound SW West Hills Rd				Westbound SW West Hills Rd				Total	Pedestrians Crosswalks			
	In	Out	Total	Bikes	In	Out	Total	Bikes	In	Out	Total	Bikes	In	Out	Total	Bikes		North	South	East	West
Volume	363	284	647	4	254	394	648	2	283	70	353	6	51	203	254	1	951	1	2	4	6
%HV	2.8%				1.6%				2.1%				3.9%				2.3%				
PHF	0.94				0.92				0.77				0.75				0.94				

By Movement	Northbound SW 53rd St				Southbound SW 53rd St				Eastbound SW West Hills Rd				Westbound SW West Hills Rd				Total
	L	T	R	Total	L	T	R	Total	L	T	R	Total	L	T	R	Total	
Volume	34	297	32	363	48	188	18	254	71	123	89	283	7	18	26	51	951
%HV	0.0%	2.0%	12.5%	2.8%	0.0%	1.1%	11.1%	1.6%	0.0%	2.4%	3.4%	2.1%	14.3%	5.6%	0.0%	3.9%	2.3%
PHF	0.85	0.95	0.89	0.94	0.75	0.87	0.64	0.92	0.85	0.77	0.67	0.77	0.88	0.64	0.81	0.75	0.94

Rolling Hour Summary

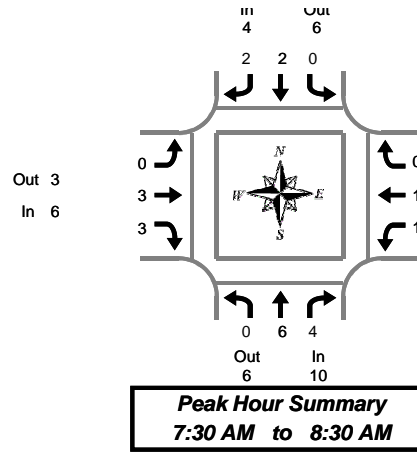
6:30 AM to 9:30 AM

Interval Start Time	Northbound SW 53rd St				Southbound SW 53rd St				Eastbound SW West Hills Rd				Westbound SW West Hills Rd				Interval Total	Pedestrians Crosswalk			
	L	T	R	Bikes	L	T	R	Bikes	L	T	R	Bikes	L	T	R	Bikes		North	South	East	West
6:30 AM	13	126	10	2	12	102	7	0	21	48	35	3	2	14	16	1	0	0	3	1	1
6:45 AM	18	177	19	4	26	131	14	0	38	84	52	4	4	15	21	1	0	0	2	2	2
7:00 AM	26	224	26	5	37	145	15	0	56	117	82	4	5	19	25	0	0	0	3	2	4
7:15 AM	29	268	29	3	45	172	19	2	66	125	88	4	6	18	27	1	0	0	2	2	6
7:30 AM	34	297	32	4	48	188	18	2	71	123	89	6	7	18	26	1	0	0	2	4	6
7:45 AM	34	290	29	2	35	197	17	4	64	103	92	5	6	18	25	1	0	0	2	3	10
8:00 AM	38	289	26	1	20	200	16	5	55	81	76	4	6	17	24	3	0	0	3	3	10
8:15 AM	43	266	21	1	10	213	12	3	52	78	66	7	6	24	20	2	0	0	2	3	7
8:30 AM	40	254	13	1	8	209	15	3	48	77	56	5	5	20	22	2	0	0	1	0	7

Heavy Vehicle Summary



Clay Carney
(503) 833-2740



SW 53rd St & SW West Hills Rd

Thursday, May 17, 2012
6:30 AM to 9:30 AM

Heavy Vehicle 15-Minute Interval Summary 6:30 AM to 9:30 AM

Interval Start Time	Northbound SW 53rd St				Southbound SW 53rd St				Eastbound SW West Hills Rd				Westbound SW West Hills Rd				Interval Total
	L	T	R	Total	L	T	R	Total	L	T	R	Total	L	T	R	Total	
6:30 AM	0	1	0	1	0	0	0	0	0	1	0	1	0	0	0	0	2
6:45 AM	0	1	0	1	0	0	0	0	0	0	0	0	0	1	0	1	2
7:00 AM	0	0	0	0	0	0	0	0	0	0	0	0	0	0	0	0	0
7:15 AM	0	1	1	2	0	0	2	2	0	1	1	2	0	2	0	2	8
7:30 AM	0	1	0	1	0	0	1	1	0	0	0	0	0	0	0	0	2
7:45 AM	0	2	1	3	0	1	0	1	0	2	2	4	0	0	0	0	8
8:00 AM	0	1	2	3	0	1	0	1	0	0	0	0	1	0	0	1	5
8:15 AM	0	2	1	3	0	0	1	1	0	1	1	2	0	1	0	1	7
8:30 AM	0	0	1	1	0	1	0	1	0	1	1	2	1	0	0	1	5
8:45 AM	1	1	0	2	0	0	0	0	0	1	0	1	0	0	0	0	3
9:00 AM	0	1	0	1	0	0	0	0	0	1	0	1	0	0	0	0	2
9:15 AM	1	1	0	2	0	0	0	0	0	0	0	0	0	0	0	0	2
Total Survey	2	12	6	20	0	3	4	7	0	8	5	13	2	4	0	6	46

Heavy Vehicle Peak Hour Summary 7:30 AM to 8:30 AM

By Approach	Northbound SW 53rd St			Southbound SW 53rd St			Eastbound SW West Hills Rd			Westbound SW West Hills Rd			Total
	In	Out	Total	In	Out	Total	In	Out	Total	In	Out	Total	
Volume	10	6	16	4	6	10	6	3	9	2	7	9	22
PHF	0.28			0.25			0.25			0.17			0.28

By Movement	Northbound SW 53rd St				Southbound SW 53rd St				Eastbound SW West Hills Rd				Westbound SW West Hills Rd				Total
	L	T	R	Total	L	T	R	Total	L	T	R	Total	L	T	R	Total	
Volume	0	6	4	10	0	2	2	4	0	3	3	6	1	1	0	2	22
PHF	0.00	0.30	0.25	0.28	0.00	0.25	0.17	0.25	0.00	0.25	0.25	0.25	0.13	0.08	0.00	0.17	0.28

Heavy Vehicle Rolling Hour Summary 6:30 AM to 9:30 AM

Interval Start Time	Northbound SW 53rd St				Southbound SW 53rd St				Eastbound SW West Hills Rd				Westbound SW West Hills Rd				Interval Total
	L	T	R	Total	L	T	R	Total	L	T	R	Total	L	T	R	Total	
6:30 AM	0	3	1	4	0	0	2	2	0	2	1	3	0	3	0	3	12
6:45 AM	0	3	1	4	0	0	3	3	0	1	1	2	0	3	0	3	12
7:00 AM	0	4	2	6	0	1	3	4	0	3	3	6	0	2	0	2	18
7:15 AM	0	5	4	9	0	2	3	5	0	3	3	6	1	2	0	3	23
7:30 AM	0	6	4	10	0	2	2	4	0	3	3	6	1	1	0	2	22
7:45 AM	0	5	5	10	0	3	1	4	0	4	4	8	2	1	0	3	25
8:00 AM	1	4	4	9	0	2	1	3	0	3	2	5	2	1	0	3	20
8:15 AM	1	4	2	7	0	1	1	2	0	4	2	6	1	1	0	2	17
8:30 AM	2	3	1	6	0	1	0	1	0	3	1	4	1	0	0	1	12

Peak Hour Summary

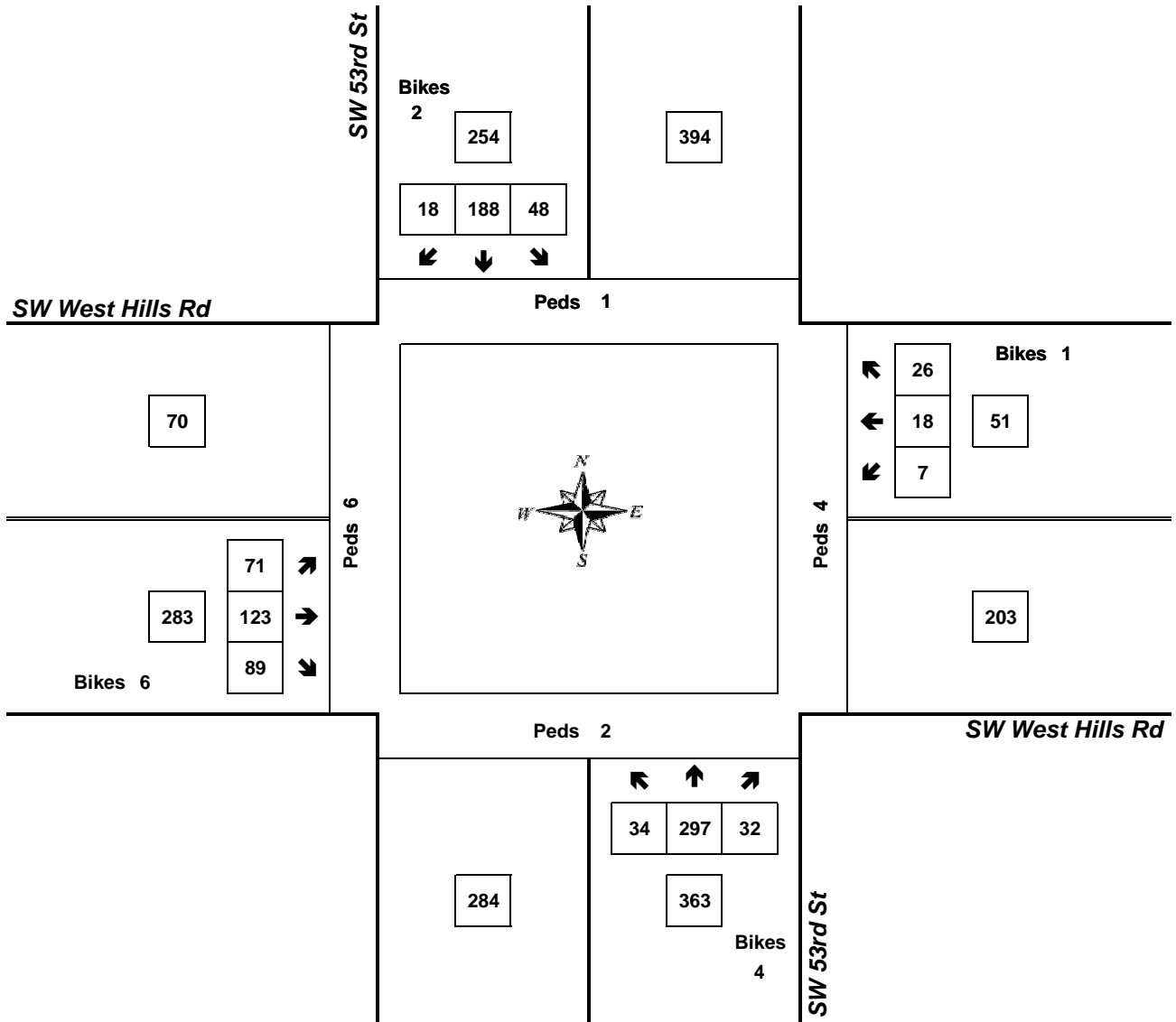


Clay Carney
(503) 833-2740

SW 53rd St & SW West Hills Rd

7:30 AM to 8:30 AM

Thursday, May 17, 2012



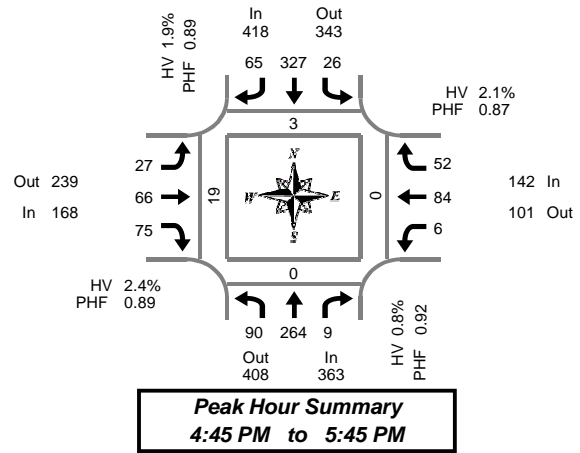
Approach	PHF	HV%	Volume
EB	0.77	2.1%	283
WB	0.75	3.9%	51
NB	0.94	2.8%	363
SB	0.92	1.6%	254
Intersection	0.94	2.3%	951

Count Period: 6:30 AM to 9:30 AM

Total Vehicle Summary



Clay Carney
(503) 833-2740



SW 53rd St & SW West Hills Rd

Thursday, May 17, 2012
3:30 PM to 6:30 PM

15-Minute Interval Summary 3:30 PM to 6:30 PM

Interval Start Time	Northbound SW 53rd St				Southbound SW 53rd St				Eastbound SW West Hills Rd				Westbound SW West Hills Rd				Interval Total	Pedestrians Crosswalk			
	L	T	R	Bikes	L	T	R	Bikes	L	T	R	Bikes	L	T	R	Bikes		North	South	East	West
3:30 PM	16	37	0	0	8	71	14	0	11	13	16	1	2	19	6	1	213	0	0	0	3
3:45 PM	21	52	2	0	4	72	14	0	9	13	24	0	1	19	11	0	242	1	0	0	4
4:00 PM	22	64	1	0	4	78	15	0	7	12	7	0	2	17	9	0	238	0	0	0	4
4:15 PM	21	60	0	0	5	87	11	0	5	14	12	1	2	20	12	1	249	1	0	0	5
4:30 PM	16	57	1	0	8	94	12	0	8	12	16	0	3	18	12	0	257	0	0	0	3
4:45 PM	28	69	2	0	9	83	16	0	6	21	20	0	2	12	18	0	286	0	0	0	6
5:00 PM	21	76	2	0	6	96	16	1	10	14	18	0	1	21	9	0	290	1	0	0	6
5:15 PM	24	64	3	0	5	75	12	0	5	15	15	0	2	25	11	0	256	1	0	0	5
5:30 PM	17	55	2	1	6	73	21	0	6	16	22	0	1	26	14	0	259	1	0	0	2
5:45 PM	28	58	0	0	3	69	17	0	9	10	16	0	1	30	12	0	253	0	0	0	1
6:00 PM	24	56	2	1	2	54	17	0	10	9	18	0	0	28	5	1	225	2	0	0	7
6:15 PM	18	60	2	0	6	51	23	0	1	4	14	0	3	22	7	1	211	0	0	0	1
Total Survey	256	708	17	2	66	903	188	1	87	153	198	2	20	257	126	4	2,979	7	0	0	47

Peak Hour Summary 4:45 PM to 5:45 PM

By Approach	Northbound SW 53rd St				Southbound SW 53rd St				Eastbound SW West Hills Rd				Westbound SW West Hills Rd				Total	Pedestrians Crosswalk			
	In	Out	Total	Bikes	In	Out	Total	Bikes	In	Out	Total	Bikes	In	Out	Total	Bikes		North	South	East	West
Volume	363	408	771	1	418	343	761	1	168	239	407	0	142	101	243	0	1,091	3	0	0	19
%HV	0.8%				1.9%				2.4%				2.1%				1.6%				
PHF	0.92				0.89				0.89				0.87				0.94				

By Movement	Northbound SW 53rd St				Southbound SW 53rd St				Eastbound SW West Hills Rd				Westbound SW West Hills Rd				Total
	L	T	R	Total	L	T	R	Total	L	T	R	Total	L	T	R	Total	
Volume	90	264	9	363	26	327	65	418	27	66	75	168	6	84	52	142	1,091
%HV	1.1%	0.8%	0.0%	0.8%	0.0%	1.5%	4.6%	1.9%	3.7%	1.5%	2.7%	2.4%	0.0%	2.4%	1.9%	2.1%	1.6%
PHF	0.80	0.87	0.75	0.92	0.72	0.85	0.77	0.89	0.68	0.79	0.85	0.89	0.75	0.81	0.72	0.87	0.94

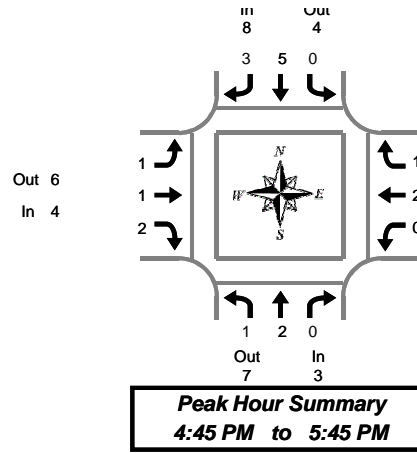
Rolling Hour Summary 3:30 PM to 6:30 PM

Interval Start Time	Northbound SW 53rd St				Southbound SW 53rd St				Eastbound SW West Hills Rd				Westbound SW West Hills Rd				Interval Total	Pedestrians Crosswalk			
	L	T	R	Bikes	L	T	R	Bikes	L	T	R	Bikes	L	T	R	Bikes		North	South	East	West
3:30 PM	80	213	3	0	21	308	54	0	32	52	59	2	7	75	38	2	942	2	0	0	16
3:45 PM	80	233	4	0	21	331	52	0	29	51	59	1	8	74	44	1	986	2	0	0	16
4:00 PM	87	250	4	0	26	342	54	0	26	59	55	1	9	67	51	1	1,030	1	0	0	18
4:15 PM	86	262	5	0	28	360	55	1	29	61	66	1	8	71	51	1	1,082	2	0	0	20
4:30 PM	89	266	8	0	28	348	56	1	29	62	69	0	8	76	50	0	1,089	2	0	0	20
4:45 PM	90	264	9	1	26	327	65	1	27	66	75	0	6	84	52	0	1,091	3	0	0	19
5:00 PM	90	253	7	1	20	313	66	1	30	55	71	0	5	102	46	0	1,058	3	0	0	14
5:15 PM	93	233	7	2	16	271	67	0	30	50	71	0	4	109	42	1	993	4	0	0	15
5:30 PM	87	229	6	2	17	247	78	0	26	39	70	0	5	106	38	2	948	3	0	0	11

Heavy Vehicle Summary



Clay Carney
(503) 833-2740



SW 53rd St & SW West Hills Rd

Thursday, May 17, 2012
3:30 PM to 6:30 PM

Heavy Vehicle 15-Minute Interval Summary 3:30 PM to 6:30 PM

Interval Start Time	Northbound SW 53rd St				Southbound SW 53rd St				Eastbound SW West Hills Rd				Westbound SW West Hills Rd				Interval Total
	L	T	R	Total	L	T	R	Total	L	T	R	Total	L	T	R	Total	
3:30 PM	0	2	0	2	0	3	0	3	0	0	0	0	0	0	1	1	6
3:45 PM	1	2	1	4	1	1	0	2	0	0	0	0	0	0	0	0	6
4:00 PM	1	3	0	4	0	2	0	2	0	0	0	0	0	1	1	2	8
4:15 PM	0	3	0	3	0	1	1	2	0	0	1	1	1	0	0	1	7
4:30 PM	0	2	0	2	0	2	1	3	0	0	0	0	0	0	1	1	6
4:45 PM	0	1	0	1	0	1	0	1	0	1	0	1	0	1	0	1	4
5:00 PM	0	1	0	1	0	1	2	3	1	0	1	2	0	0	0	0	6
5:15 PM	0	0	0	0	0	1	0	1	0	0	0	0	0	1	1	2	3
5:30 PM	1	0	0	1	0	2	1	3	0	0	1	1	0	0	0	0	5
5:45 PM	0	0	0	0	0	3	1	4	1	0	0	1	0	0	0	0	5
6:00 PM	0	1	1	2	0	1	0	1	0	0	0	0	0	0	0	0	3
6:15 PM	0	0	0	0	0	2	1	3	0	0	0	0	1	0	0	1	4
Total Survey	3	15	2	20	1	20	7	28	2	1	3	6	2	3	4	9	63

Heavy Vehicle Peak Hour Summary 4:45 PM to 5:45 PM

By Approach	Northbound SW 53rd St			Southbound SW 53rd St			Eastbound SW West Hills Rd			Westbound SW West Hills Rd			Total
	In	Out	Total	In	Out	Total	In	Out	Total	In	Out	Total	
Volume	3	7	10	8	4	12	4	6	10	3	1	4	18
PHF	0.07			0.25			0.33			0.19			0.21

By Movement	Northbound SW 53rd St				Southbound SW 53rd St				Eastbound SW West Hills Rd				Westbound SW West Hills Rd				Total
	L	T	R	Total	L	T	R	Total	L	T	R	Total	L	T	R	Total	
Volume	1	2	0	3	0	5	3	8	1	1	2	4	0	2	1	3	18
PHF	0.13	0.06	0.00	0.07	0.00	0.21	0.25	0.25	0.25	0.25	0.25	0.33	0.00	0.25	0.13	0.19	0.21

Heavy Vehicle Rolling Hour Summary 3:30 PM to 6:30 PM

Interval Start Time	Northbound SW 53rd St				Southbound SW 53rd St				Eastbound SW West Hills Rd				Westbound SW West Hills Rd				Interval Total
	L	T	R	Total	L	T	R	Total	L	T	R	Total	L	T	R	Total	
3:30 PM	2	10	1	13	1	7	1	9	0	0	1	1	1	1	2	4	27
3:45 PM	2	10	1	13	1	6	2	9	0	0	1	1	1	1	2	4	27
4:00 PM	1	9	0	10	0	6	2	8	0	1	1	2	1	2	2	5	25
4:15 PM	0	7	0	7	0	5	4	9	1	1	2	4	1	1	1	3	23
4:30 PM	0	4	0	4	0	5	3	8	1	1	1	3	0	2	2	4	19
4:45 PM	1	2	0	3	0	5	3	8	1	1	2	4	0	2	1	3	18
5:00 PM	1	1	0	2	0	7	4	11	2	0	2	4	0	1	1	2	19
5:15 PM	1	1	1	3	0	7	2	9	1	0	1	2	0	1	1	2	16
5:30 PM	1	1	1	3	0	8	3	11	1	0	1	2	1	0	0	1	17

Peak Hour Summary

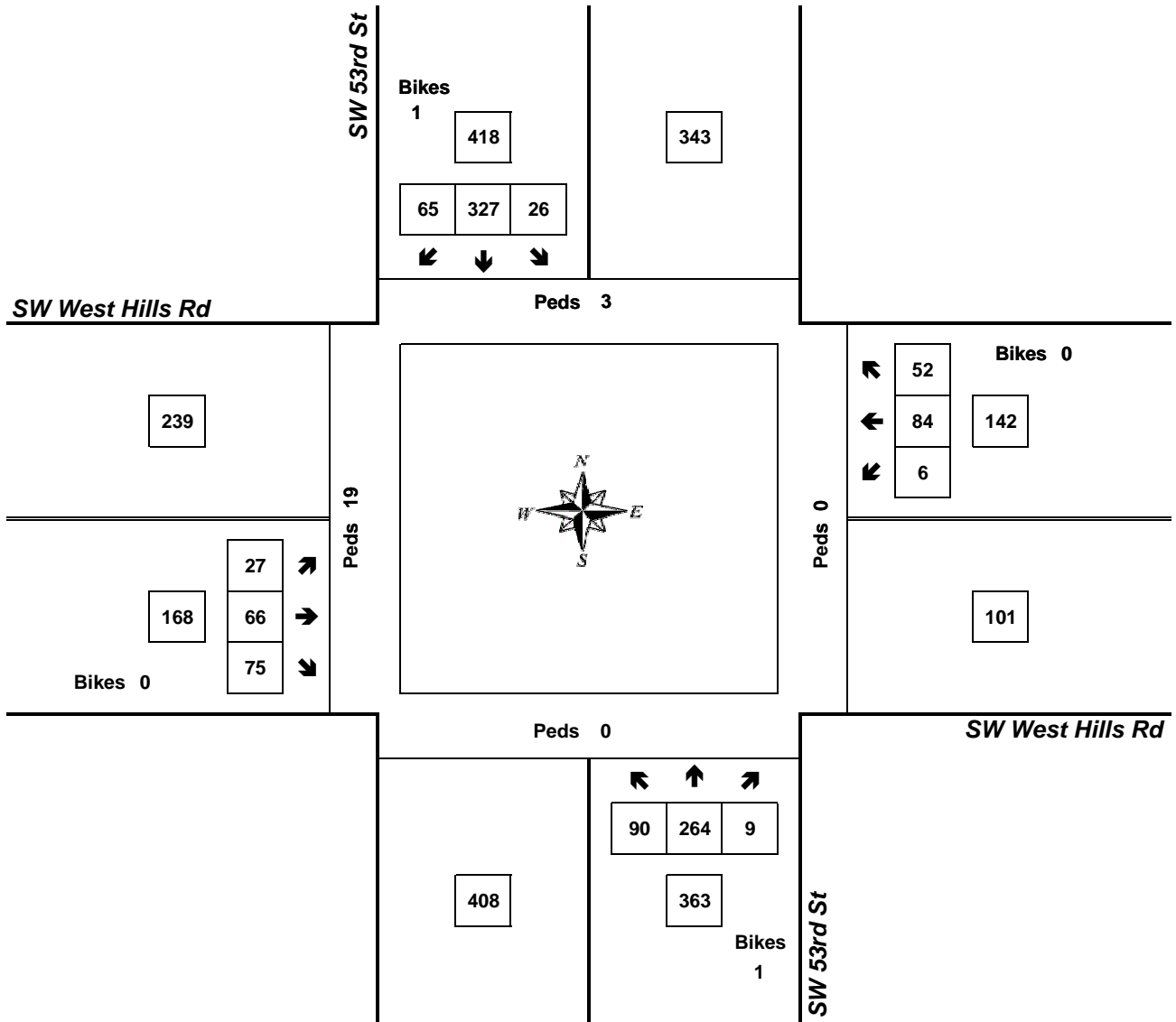


Clay Carney
(503) 833-2740

SW 53rd St & SW West Hills Rd

4:45 PM to 5:45 PM

Thursday, May 17, 2012



Approach	PHF	HV%	Volume
EB	0.89	2.4%	168
WB	0.87	2.1%	142
NB	0.92	0.8%	363
SB	0.89	1.9%	418
Intersection	0.94	1.6%	1,091

Count Period: 3:30 PM to 6:30 PM