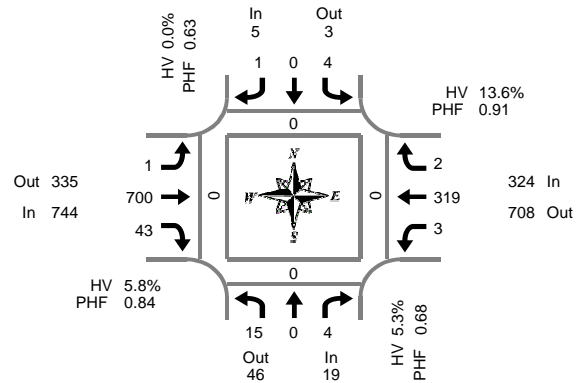


Total Vehicle Summary



Clay Carney
(503) 833-2740



SW Country Club Dr & Hwy 34

Thursday, May 10, 2012
6:30 AM to 9:30 AM

Peak Hour Summary
7:15 AM to 8:15 AM

15-Minute Interval Summary

6:30 AM to 9:30 AM

Interval Start Time	Northbound SW Country Club Dr				Southbound SW Country Club Dr				Eastbound Hwy 34				Westbound Hwy 34				Interval Total	Pedestrians Crosswalk			
	L	T	R	Bikes	L	T	R	Bikes	L	T	R	Bikes	L	T	R	Bikes		North	South	East	West
6:30 AM	0	0	0	0	0	0	0	0	0	97	2	0	1	61	0	0	161	0	0	0	0
6:45 AM	3	0	3	0	1	0	0	0	0	127	6	0	1	81	1	0	223	0	0	0	0
7:00 AM	3	0	0	0	0	0	1	0	0	116	2	0	0	63	0	0	185	0	0	0	0
7:15 AM	4	0	1	0	1	0	0	0	0	167	4	0	1	73	1	0	252	0	0	0	0
7:30 AM	3	0	1	0	0	0	1	0	1	203	18	0	1	78	1	0	307	0	0	0	0
7:45 AM	3	0	0	0	2	0	0	0	0	160	13	0	1	88	0	0	267	0	0	0	0
8:00 AM	5	0	2	0	1	0	0	0	0	170	8	0	0	80	0	0	266	0	0	0	0
8:15 AM	8	0	0	0	0	0	0	0	0	118	4	0	0	79	0	0	209	0	0	0	0
8:30 AM	0	0	1	0	0	0	0	0	0	146	8	0	1	88	1	0	245	0	0	0	0
8:45 AM	2	0	3	0	1	0	1	0	0	115	6	0	3	82	0	0	213	0	0	1	0
9:00 AM	5	0	2	0	1	0	1	0	0	127	5	0	1	93	1	0	236	0	0	0	0
9:15 AM	5	0	3	0	0	0	0	0	0	111	8	0	1	82	0	0	210	0	0	0	0
Total Survey	41	0	16	0	7	0	4	0	1	1,657	84	0	11	948	5	0	2,774	0	0	1	0

Peak Hour Summary

7:15 AM to 8:15 AM

By Approach	Northbound SW Country Club Dr				Southbound SW Country Club Dr				Eastbound Hwy 34				Westbound Hwy 34				Total	Pedestrians Crosswalk			
	In	Out	Total	Bikes	In	Out	Total	Bikes	In	Out	Total	Bikes	In	Out	Total	Bikes		North	South	East	West
Volume	19	46	65	0	5	3	8	0	744	335	1,079	0	324	708	1,032	0	1,092	0	0	0	0
%HV	5.3%				0.0%				5.8%				13.6%				8.1%				
PHF	0.68				0.63				0.84				0.91				0.89				

By Movement	Northbound SW Country Club Dr				Southbound SW Country Club Dr				Eastbound Hwy 34				Westbound Hwy 34				Total
	L	T	R	Total	L	T	R	Total	L	T	R	Total	L	T	R	Total	
Volume	15	0	4	19	4	0	1	5	1	700	43	744	3	319	2	324	1,092
%HV	0.0%	0.0%	25.0%	5.3%	0.0%	0.0%	0.0%	0.0%	0.0%	6.0%	2.3%	5.8%	33.3%	13.2%	50.0%	13.6%	8.1%
PHF	0.75	0.00	0.50	0.68	0.50	0.00	0.25	0.63	0.25	0.86	0.60	0.84	0.75	0.91	0.50	0.91	0.89

Rolling Hour Summary

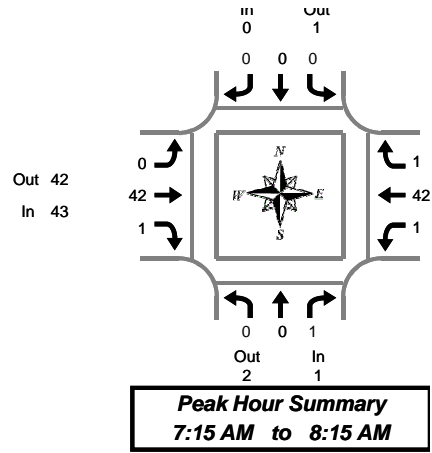
6:30 AM to 9:30 AM

Interval Start Time	Northbound SW Country Club Dr				Southbound SW Country Club Dr				Eastbound Hwy 34				Westbound Hwy 34				Interval Total	Pedestrians Crosswalk			
	L	T	R	Bikes	L	T	R	Bikes	L	T	R	Bikes	L	T	R	Bikes		North	South	East	West
6:30 AM	10	0	4	0	2	0	1	0	0	507	14	0	3	278	2	0	821	0	0	0	0
6:45 AM	13	0	5	0	2	0	2	0	1	613	30	0	3	295	3	0	967	0	0	0	0
7:00 AM	13	0	2	0	3	0	2	0	1	646	37	0	3	302	2	0	1,011	0	0	0	0
7:15 AM	15	0	4	0	4	0	1	0	1	700	43	0	3	319	2	0	1,092	0	0	0	0
7:30 AM	19	0	3	0	3	0	1	0	1	651	43	0	2	325	1	0	1,049	0	0	0	0
7:45 AM	16	0	3	0	3	0	0	0	0	594	33	0	2	335	1	0	987	0	0	0	0
8:00 AM	15	0	6	0	2	0	1	0	0	549	26	0	4	329	1	0	933	0	0	1	0
8:15 AM	15	0	6	0	2	0	2	0	0	506	23	0	5	342	2	0	903	0	0	1	0
8:30 AM	12	0	9	0	2	0	2	0	0	499	27	0	6	345	2	0	904	0	0	1	0

Heavy Vehicle Summary



Clay Carney
(503) 833-2740



SW Country Club Dr & Hwy 34

Thursday, May 10, 2012
6:30 AM to 9:30 AM

Heavy Vehicle 15-Minute Interval Summary 6:30 AM to 9:30 AM

Interval Start Time	Northbound SW Country Club Dr				Southbound SW Country Club Dr				Eastbound Hwy 34				Westbound Hwy 34				Interval Total
	L	T	R	Total	L	T	R	Total	L	T	R	Total	L	T	R	Total	
6:30 AM	0	0	0	0	0	0	0	0	0	5	1	6	0	6	0	6	12
6:45 AM	0	0	0	0	0	0	0	0	0	6	0	6	0	13	0	13	19
7:00 AM	1	0	0	1	0	0	0	0	0	7	0	7	0	8	0	8	16
7:15 AM	0	0	0	0	0	0	0	0	0	9	0	9	0	11	1	12	21
7:30 AM	0	0	0	0	0	0	0	0	0	16	0	16	1	6	0	7	23
7:45 AM	0	0	0	0	0	0	0	0	0	8	1	9	0	15	0	15	24
8:00 AM	0	0	1	1	0	0	0	0	0	9	0	9	0	10	0	10	20
8:15 AM	0	0	0	0	0	0	0	0	0	6	1	7	0	17	0	17	24
8:30 AM	0	0	0	0	0	0	0	0	0	8	0	8	0	17	0	17	25
8:45 AM	0	0	0	0	0	0	0	0	0	9	1	10	0	11	0	11	21
9:00 AM	0	0	0	0	0	0	0	0	0	14	0	14	0	12	0	12	26
9:15 AM	0	0	0	0	0	0	0	0	0	6	0	6	0	9	0	9	15
Total Survey	1	0	1	2	0	0	0	0	0	103	4	107	1	135	1	137	246

Heavy Vehicle Peak Hour Summary 7:15 AM to 8:15 AM

By Approach	Northbound SW Country Club Dr			Southbound SW Country Club Dr			Eastbound Hwy 34			Westbound Hwy 34			Total
	In	Out	Total	In	Out	Total	In	Out	Total	In	Out	Total	
Volume	1	2	3	0	1	1	43	42	85	44	43	87	88
PHF	0.25			0.00			0.32			0.24			0.31

By Movement	Northbound SW Country Club Dr				Southbound SW Country Club Dr				Eastbound Hwy 34				Westbound Hwy 34				Total
	L	T	R	Total	L	T	R	Total	L	T	R	Total	L	T	R	Total	
Volume	0	0	1	1	0	0	0	0	0	42	1	43	1	42	1	44	88
PHF	0.00	0.00	0.25	0.25	0.00	0.00	0.00	0.00	0.00	0.32	0.13	0.32	0.25	0.23	0.25	0.24	0.31

Heavy Vehicle Rolling Hour Summary 6:30 AM to 9:30 AM

Interval Start Time	Northbound SW Country Club Dr				Southbound SW Country Club Dr				Eastbound Hwy 34				Westbound Hwy 34				Interval Total
	L	T	R	Total	L	T	R	Total	L	T	R	Total	L	T	R	Total	
6:30 AM	1	0	0	1	0	0	0	0	0	27	1	28	0	38	1	39	68
6:45 AM	1	0	0	1	0	0	0	0	0	38	0	38	1	38	1	40	79
7:00 AM	1	0	0	1	0	0	0	0	0	40	1	41	1	40	1	42	84
7:15 AM	0	0	1	1	0	0	0	0	0	42	1	43	1	42	1	44	88
7:30 AM	0	0	1	1	0	0	0	0	0	39	2	41	1	48	0	49	91
7:45 AM	0	0	1	1	0	0	0	0	0	31	2	33	0	59	0	59	93
8:00 AM	0	0	1	1	0	0	0	0	0	32	2	34	0	55	0	55	90
8:15 AM	0	0	0	0	0	0	0	0	0	37	2	39	0	57	0	57	96
8:30 AM	0	0	0	0	0	0	0	0	0	37	1	38	0	49	0	49	87

Peak Hour Summary

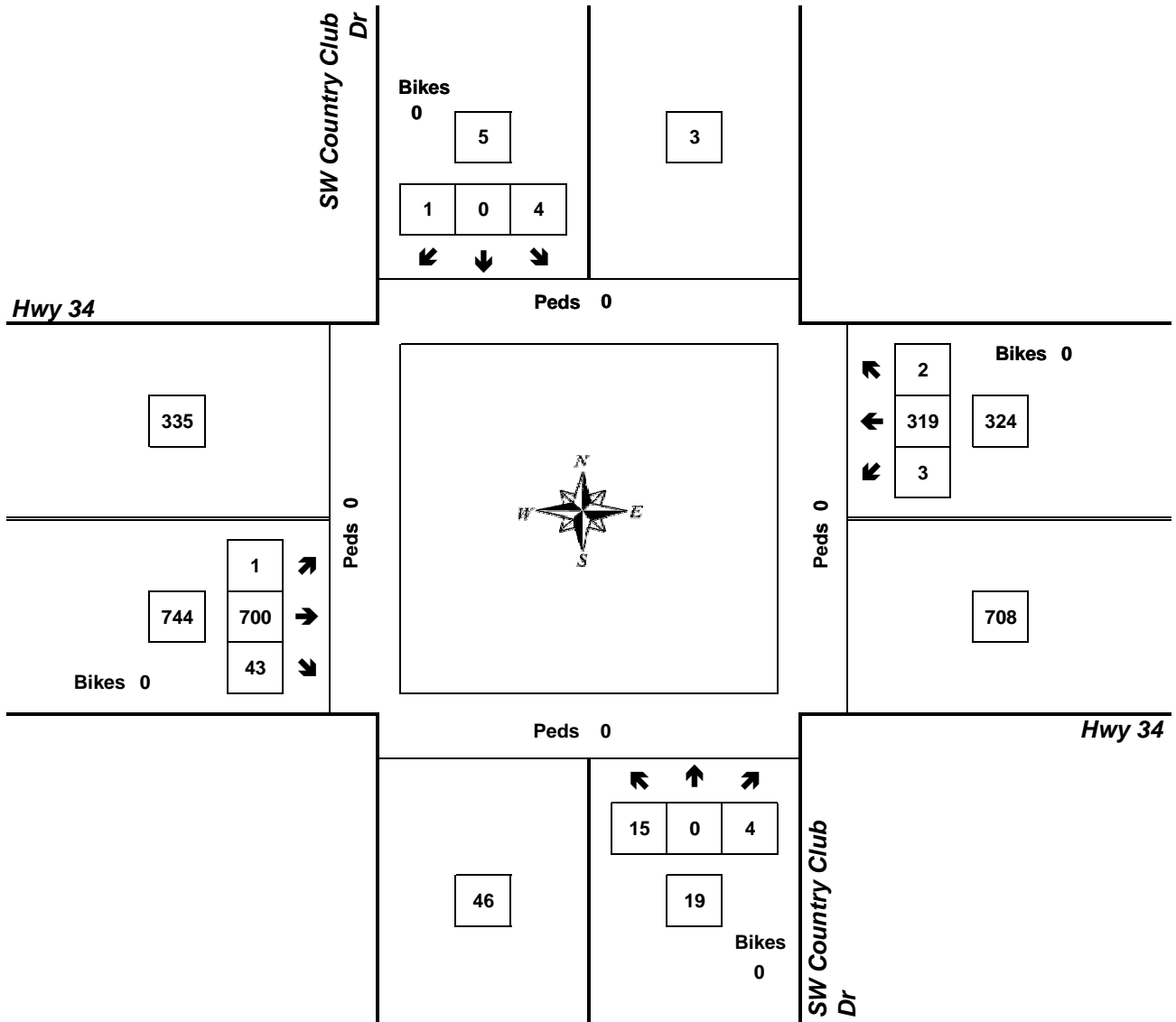


Clay Carney
(503) 833-2740

SW Country Club Dr & Hwy 34

7:15 AM to 8:15 AM

Thursday, May 10, 2012



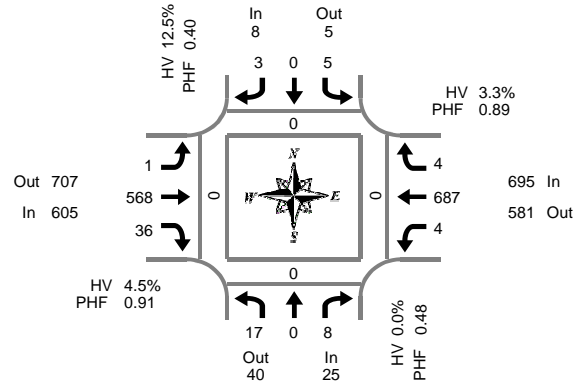
Approach	PHF	HV%	Volume
EB	0.84	5.8%	744
WB	0.91	13.6%	324
NB	0.68	5.3%	19
SB	0.63	0.0%	5
Intersection	0.89	8.1%	1,092

Count Period: 6:30 AM to 9:30 AM

Total Vehicle Summary



Clay Carney
(503) 833-2740



Peak Hour Summary
4:30 PM to 5:30 PM

SW Country Club Dr & Hwy 34

Thursday, May 10, 2012
3:30 PM to 6:30 PM

15-Minute Interval Summary

3:30 PM to 6:30 PM

Interval Start Time	Northbound SW Country Club Dr				Southbound SW Country Club Dr				Eastbound Hwy 34				Westbound Hwy 34				Interval Total	Pedestrians Crosswalk			
	L	T	R	Bikes	L	T	R	Bikes	L	T	R	Bikes	L	T	R	Bikes		North	South	East	West
3:30 PM	5	0	3	0	1	0	1	0	0	152	9	1	1	129	1	0	302	0	0	0	0
3:45 PM	3	0	4	0	2	0	0	0	1	139	6	0	4	129	3	0	291	0	0	0	0
4:00 PM	6	0	0	0	0	0	0	0	0	142	5	0	0	173	3	0	329	0	0	0	0
4:15 PM	3	0	1	0	3	0	0	0	0	101	10	0	1	151	1	0	271	0	0	0	0
4:30 PM	1	0	2	0	1	0	1	0	1	160	5	0	0	171	0	0	342	0	0	0	0
4:45 PM	2	0	1	0	0	0	0	0	0	139	11	1	2	148	2	0	305	0	0	0	0
5:00 PM	3	0	3	0	3	0	2	0	0	149	11	0	0	175	1	0	347	0	0	0	0
5:15 PM	11	0	2	0	1	0	0	0	0	120	9	1	2	193	1	0	339	0	0	0	0
5:30 PM	3	0	0	0	0	0	0	0	0	152	9	0	2	155	0	0	321	0	0	0	0
5:45 PM	2	0	1	0	2	0	0	0	1	103	6	0	0	142	2	0	259	0	0	0	0
6:00 PM	6	0	1	0	0	0	1	0	1	99	6	0	1	129	1	0	245	0	0	0	0
6:15 PM	0	0	0	0	1	0	1	0	0	83	1	0	0	116	0	0	202	0	0	0	0
Total Survey	45	0	18	0	14	0	6	0	4	1,539	88	3	13	1,811	15	0	3,553	0	0	0	0

Peak Hour Summary

4:30 PM to 5:30 PM

By Approach	Northbound SW Country Club Dr				Southbound SW Country Club Dr				Eastbound Hwy 34				Westbound Hwy 34				Total	Pedestrians Crosswalk			
	In	Out	Total	Bikes	In	Out	Total	Bikes	In	Out	Total	Bikes	In	Out	Total	Bikes		North	South	East	West
Volume	25	40	65	0	8	5	13	0	605	707	1,312	2	695	581	1,276	0	1,333	0	0	0	0
%HV	0.0%				12.5%				4.5%				3.3%				3.8%				
PHF	0.48				0.40				0.91				0.89				0.96				

By Movement	Northbound SW Country Club Dr				Southbound SW Country Club Dr				Eastbound Hwy 34				Westbound Hwy 34				Total
	L	T	R	Total	L	T	R	Total	L	T	R	Total	L	T	R	Total	
Volume	17	0	8	25	5	0	3	8	1	568	36	605	4	687	4	695	1,333
%HV	0.0%	0.0%	0.0%	0.0%	20.0%	0.0%	0.0%	12.5%	0.0%	4.8%	0.0%	4.5%	0.0%	3.3%	0.0%	3.3%	3.8%
PHF	0.39	0.00	0.67	0.48	0.42	0.00	0.38	0.40	0.25	0.89	0.82	0.91	0.50	0.89	0.50	0.89	0.96

Rolling Hour Summary

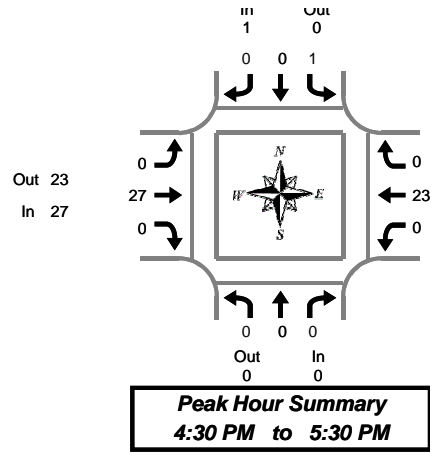
3:30 PM to 6:30 PM

Interval Start Time	Northbound SW Country Club Dr				Southbound SW Country Club Dr				Eastbound Hwy 34				Westbound Hwy 34				Interval Total	Pedestrians Crosswalk			
	L	T	R	Bikes	L	T	R	Bikes	L	T	R	Bikes	L	T	R	Bikes		North	South	East	West
3:30 PM	17	0	8	0	6	0	1	0	1	534	30	1	6	582	8	0	1,193	0	0	0	0
3:45 PM	13	0	7	0	6	0	1	0	2	542	26	0	5	624	7	0	1,233	0	0	0	0
4:00 PM	12	0	4	0	4	0	1	0	1	542	31	1	3	643	6	0	1,247	0	0	0	0
4:15 PM	9	0	7	0	7	0	3	0	1	549	37	1	3	645	4	0	1,265	0	0	0	0
4:30 PM	17	0	8	0	5	0	3	0	1	568	36	2	4	687	4	0	1,333	0	0	0	0
4:45 PM	19	0	6	0	4	0	2	0	0	560	40	2	6	671	4	0	1,312	0	0	0	0
5:00 PM	19	0	6	0	6	0	2	0	1	524	35	1	4	665	4	0	1,266	0	0	0	0
5:15 PM	22	0	4	0	3	0	1	0	2	474	30	1	5	619	4	0	1,164	0	0	0	0
5:30 PM	11	0	2	0	3	0	2	0	2	437	22	0	3	542	3	0	1,027	0	0	0	0

Heavy Vehicle Summary



Clay Carney
(503) 833-2740



SW Country Club Dr & Hwy 34

Thursday, May 10, 2012
3:30 PM to 6:30 PM

Heavy Vehicle 15-Minute Interval Summary 3:30 PM to 6:30 PM

Interval Start Time	Northbound SW Country Club Dr				Southbound SW Country Club Dr				Eastbound Hwy 34				Westbound Hwy 34				Interval Total
	L	T	R	Total	L	T	R	Total	L	T	R	Total	L	T	R	Total	
3:30 PM	0	0	0	0	0	0	0	0	0	15	1	16	0	4	0	4	20
3:45 PM	0	0	0	0	0	0	0	0	1	10	0	11	0	6	1	7	18
4:00 PM	1	0	0	1	0	0	0	0	0	9	0	9	0	7	0	7	17
4:15 PM	0	0	1	1	0	0	0	0	0	3	0	3	0	6	0	6	10
4:30 PM	0	0	0	0	0	0	0	0	0	10	0	10	0	10	0	10	20
4:45 PM	0	0	0	0	0	0	0	0	0	5	0	5	0	7	0	7	12
5:00 PM	0	0	0	0	1	0	0	1	0	8	0	8	0	4	0	4	13
5:15 PM	0	0	0	0	0	0	0	0	0	4	0	4	0	2	0	2	6
5:30 PM	0	0	0	0	0	0	0	0	0	7	0	7	0	6	0	6	13
5:45 PM	0	0	0	0	0	0	0	0	1	3	0	4	0	6	0	6	10
6:00 PM	0	0	0	0	0	0	0	0	0	3	0	3	0	2	0	2	5
6:15 PM	0	0	0	0	0	0	0	0	0	2	0	2	0	1	0	1	3
Total Survey	1	0	1	2	1	0	0	1	2	79	1	82	0	61	1	62	147

Heavy Vehicle Peak Hour Summary 4:30 PM to 5:30 PM

By Approach	Northbound SW Country Club Dr			Southbound SW Country Club Dr			Eastbound Hwy 34			Westbound Hwy 34			Total
	In	Out	Total	In	Out	Total	In	Out	Total	In	Out	Total	
Volume	0	0	0	1	0	1	27	23	50	23	28	51	51
PHF	0.00			0.25			0.19			0.25			0.23

By Movement	Northbound SW Country Club Dr				Southbound SW Country Club Dr				Eastbound Hwy 34				Westbound Hwy 34				Total
	L	T	R	Total	L	T	R	Total	L	T	R	Total	L	T	R	Total	
Volume	0	0	0	0	1	0	0	1	0	27	0	27	0	23	0	23	51
PHF	0.00	0.00	0.00	0.00	0.25	0.00	0.00	0.25	0.00	0.20	0.00	0.19	0.00	0.25	0.00	0.25	0.23

Heavy Vehicle Rolling Hour Summary 3:30 PM to 6:30 PM

Interval Start Time	Northbound SW Country Club Dr				Southbound SW Country Club Dr				Eastbound Hwy 34				Westbound Hwy 34				Interval Total
	L	T	R	Total	L	T	R	Total	L	T	R	Total	L	T	R	Total	
3:30 PM	1	0	1	2	0	0	0	0	1	37	1	39	0	23	1	24	65
3:45 PM	1	0	1	2	0	0	0	0	1	32	0	33	0	29	1	30	65
4:00 PM	1	0	1	2	0	0	0	0	0	27	0	27	0	30	0	30	59
4:15 PM	0	0	1	1	1	0	0	1	0	26	0	26	0	27	0	27	55
4:30 PM	0	0	0	0	1	0	0	1	0	27	0	27	0	23	0	23	51
4:45 PM	0	0	0	0	1	0	0	1	0	24	0	24	0	19	0	19	44
5:00 PM	0	0	0	0	1	0	0	1	1	22	0	23	0	18	0	18	42
5:15 PM	0	0	0	0	0	0	0	0	1	17	0	18	0	16	0	16	34
5:30 PM	0	0	0	0	0	0	0	0	1	15	0	16	0	15	0	15	31

Peak Hour Summary

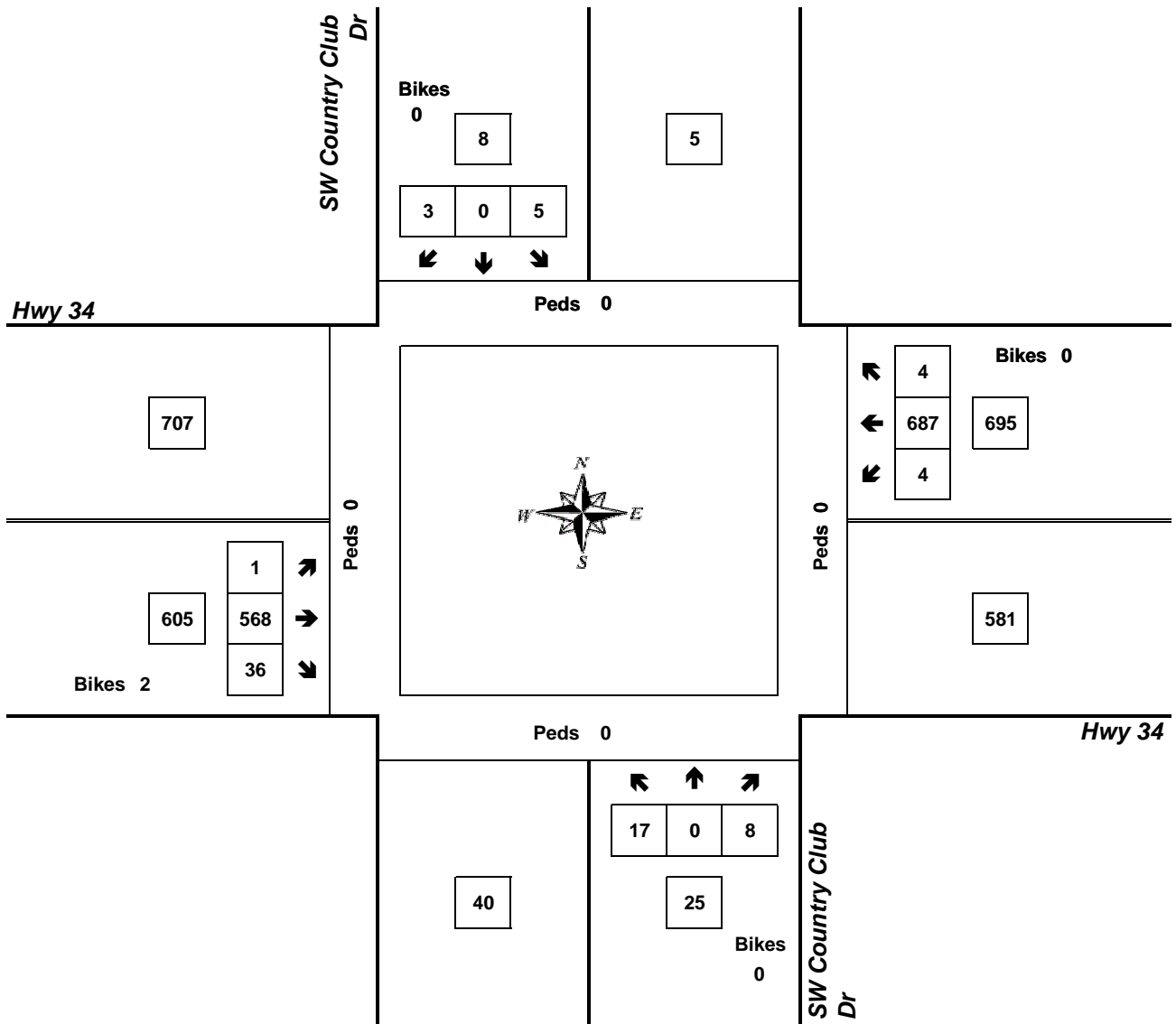


Clay Carney
(503) 833-2740

SW Country Club Dr & Hwy 34

4:30 PM to 5:30 PM

Thursday, May 10, 2012



Approach	PHF	HV%	Volume
EB	0.91	4.5%	605
WB	0.89	3.3%	695
NB	0.48	0.0%	25
SB	0.40	12.5%	8
Intersection	0.96	3.8%	1,333

Count Period: 3:30 PM to 6:30 PM