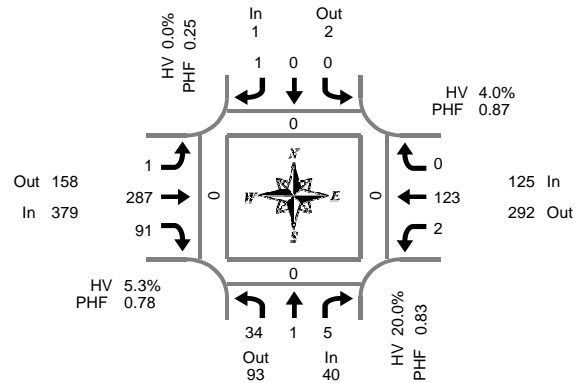


# Total Vehicle Summary



Clay Carney  
(503) 833-2740



**Peak Hour Summary**  
7:30 AM to 8:30 AM

## SW West Hills Rd & SW Reservoir Ave

Tuesday, May 15, 2012  
6:30 AM to 9:30 AM

### 15-Minute Interval Summary

6:30 AM to 9:30 AM

Interval Start Time	Northbound SW West Hills Rd				Southbound SW West Hills Rd				Eastbound SW Reservoir Ave				Westbound SW Reservoir Ave				Interval Total	Pedestrians Crosswalk			
	L	T	R	Bikes	L	T	R	Bikes	L	T	R	Bikes	L	T	R	Bikes		North	South	East	West
6:30 AM	10	0	0	0	0	0	0	0	0	33	10	1	4	21	0	1	78	0	0	0	0
6:45 AM	11	0	1	0	0	0	0	0	0	28	21	0	6	29	0	1	96	0	0	0	0
7:00 AM	3	0	1	0	0	0	0	0	0	32	9	1	0	25	0	0	70	0	0	0	0
7:15 AM	9	0	0	0	0	0	0	0	0	55	14	2	1	25	0	2	104	0	0	0	0
7:30 AM	10	1	1	0	0	0	1	0	1	82	33	1	0	34	0	1	163	0	0	0	0
7:45 AM	9	0	2	0	0	0	0	0	0	91	30	1	1	35	0	2	168	0	0	0	0
8:00 AM	5	0	1	0	0	0	0	0	0	63	14	2	1	23	0	1	107	0	0	0	0
8:15 AM	10	0	1	0	0	0	0	0	0	51	14	2	0	31	0	0	107	0	0	0	0
8:30 AM	3	0	0	0	0	0	0	0	0	51	16	1	0	33	0	2	103	0	0	0	0
8:45 AM	9	0	1	0	0	0	0	0	0	41	13	1	5	35	0	1	104	0	0	0	0
9:00 AM	12	0	0	0	0	0	0	0	0	36	8	2	1	28	0	0	85	0	0	0	0
9:15 AM	7	0	3	0	0	0	0	0	0	41	14	1	0	17	0	1	82	0	0	0	0
Total Survey	98	1	11	0	0	0	1	0	1	604	196	15	19	336	0	12	1,267	0	0	0	0

### Peak Hour Summary

7:30 AM to 8:30 AM

By Approach	Northbound SW West Hills Rd				Southbound SW West Hills Rd				Eastbound SW Reservoir Ave				Westbound SW Reservoir Ave				Total	Pedestrians Crosswalk			
	In	Out	Total	Bikes	In	Out	Total	Bikes	In	Out	Total	Bikes	In	Out	Total	Bikes		North	South	East	West
Volume	40	93	133	0	1	2	3	0	379	158	537	6	125	292	417	4	545	0	0	0	0
%HV	20.0%				0.0%				5.3%				4.0%				6.1%				
PHF	0.83				0.25				0.78				0.87				0.81				

By Movement	Northbound SW West Hills Rd				Southbound SW West Hills Rd				Eastbound SW Reservoir Ave				Westbound SW Reservoir Ave				Total
	L	T	R	Total	L	T	R	Total	L	T	R	Total	L	T	R	Total	
Volume	34	1	5	40	0	0	1	1	1	287	91	379	2	123	0	125	545
%HV	23.5%	0.0%	0.0%	20.0%	0.0%	0.0%	0.0%	0.0%	0.0%	2.4%	14.3%	5.3%	0.0%	4.1%	0.0%	4.0%	6.1%
PHF	0.85	0.25	0.63	0.83	0.00	0.00	0.25	0.25	0.25	0.79	0.69	0.78	0.50	0.88	0.00	0.87	0.81

### Rolling Hour Summary

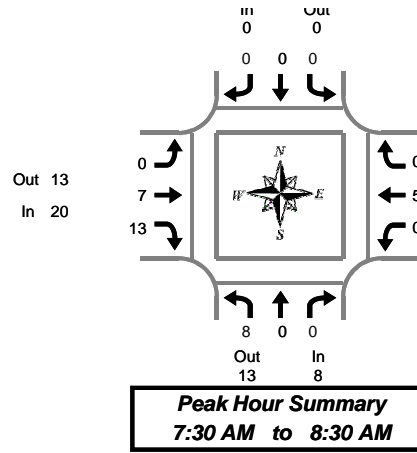
6:30 AM to 9:30 AM

Interval Start Time	Northbound SW West Hills Rd				Southbound SW West Hills Rd				Eastbound SW Reservoir Ave				Westbound SW Reservoir Ave				Interval Total	Pedestrians Crosswalk			
	L	T	R	Bikes	L	T	R	Bikes	L	T	R	Bikes	L	T	R	Bikes		North	South	East	West
6:30 AM	33	0	2	0	0	0	0	0	0	148	54	4	11	100	0	4	348	0	0	0	0
6:45 AM	33	1	3	0	0	0	1	0	1	197	77	4	7	113	0	4	433	0	0	0	0
7:00 AM	31	1	4	0	0	0	1	0	1	260	86	5	2	119	0	5	505	0	0	0	0
7:15 AM	33	1	4	0	0	0	1	0	1	291	91	6	3	117	0	6	542	0	0	0	0
7:30 AM	34	1	5	0	0	0	1	0	1	287	91	6	2	123	0	4	545	0	0	0	0
7:45 AM	27	0	4	0	0	0	0	0	0	256	74	6	2	122	0	5	485	0	0	0	0
8:00 AM	27	0	3	0	0	0	0	0	0	206	57	6	6	122	0	4	421	0	0	0	0
8:15 AM	34	0	2	0	0	0	0	0	0	179	51	6	6	127	0	3	399	0	0	0	0
8:30 AM	31	0	4	0	0	0	0	0	0	169	51	5	6	113	0	4	374	0	0	0	0

# Heavy Vehicle Summary



Clay Carney  
(503) 833-2740



## SW West Hills Rd & SW Reservoir Ave

Tuesday, May 15, 2012  
6:30 AM to 9:30 AM

### Heavy Vehicle 15-Minute Interval Summary 6:30 AM to 9:30 AM

Interval Start Time	Northbound SW West Hills Rd				Southbound SW West Hills Rd				Eastbound SW Reservoir Ave				Westbound SW Reservoir Ave				Interval Total	
	L	T	R	Total	L	T	R	Total	L	T	R	Total	L	T	R	Total		
6:30 AM	2	0	0	2	0	0	0	0	0	1	0	1	0	0	1	0	1	4
6:45 AM	3	0	0	3	0	0	0	0	0	0	0	0	0	0	1	0	1	4
7:00 AM	2	0	0	2	0	0	0	0	0	0	3	0	3	0	0	0	0	5
7:15 AM	3	0	0	3	0	0	0	0	0	4	3	7	0	0	0	0	0	10
7:30 AM	3	0	0	3	0	0	0	0	0	5	3	8	0	0	0	0	0	11
7:45 AM	3	0	0	3	0	0	0	0	0	1	3	4	0	0	0	0	0	7
8:00 AM	1	0	0	1	0	0	0	0	0	1	6	7	0	3	0	3	11	
8:15 AM	1	0	0	1	0	0	0	0	0	0	1	1	0	2	0	2	4	
8:30 AM	1	0	0	1	0	0	0	0	0	1	1	2	0	1	0	1	4	
8:45 AM	0	0	0	0	0	0	0	0	0	0	1	1	0	5	0	5	6	
9:00 AM	1	0	0	1	0	0	0	0	0	0	0	0	0	2	0	2	3	
9:15 AM	0	0	0	0	0	0	0	0	0	1	2	3	0	2	0	2	5	
Total Survey	20	0	0	20	0	0	0	0	0	17	20	37	0	17	0	17	74	

### Heavy Vehicle Peak Hour Summary 7:30 AM to 8:30 AM

By Approach	Northbound SW West Hills Rd			Southbound SW West Hills Rd			Eastbound SW Reservoir Ave			Westbound SW Reservoir Ave			Total
	In	Out	Total	In	Out	Total	In	Out	Total	In	Out	Total	
Volume	8	13	21	0	0	0	20	13	33	5	7	12	33
PHF	0.22			0.00			0.26			0.14			0.28

By Movement	Northbound SW West Hills Rd				Southbound SW West Hills Rd				Eastbound SW Reservoir Ave				Westbound SW Reservoir Ave				Total
	L	T	R	Total	L	T	R	Total	L	T	R	Total	L	T	R	Total	
Volume	8	0	0	8	0	0	0	0	0	7	13	20	0	5	0	5	33
PHF	0.22	0.00	0.00	0.22	0.00	0.00	0.00	0.00	0.00	0.15	0.27	0.26	0.00	0.14	0.00	0.14	0.28

### Heavy Vehicle Rolling Hour Summary 6:30 AM to 9:30 AM

Interval Start Time	Northbound SW West Hills Rd				Southbound SW West Hills Rd				Eastbound SW Reservoir Ave				Westbound SW Reservoir Ave				Interval Total
	L	T	R	Total	L	T	R	Total	L	T	R	Total	L	T	R	Total	
6:30 AM	10	0	0	10	0	0	0	0	0	8	3	11	0	2	0	2	23
6:45 AM	11	0	0	11	0	0	0	0	0	12	6	18	0	1	0	1	30
7:00 AM	11	0	0	11	0	0	0	0	0	13	9	22	0	0	0	0	33
7:15 AM	10	0	0	10	0	0	0	0	0	11	15	26	0	3	0	3	39
7:30 AM	8	0	0	8	0	0	0	0	0	7	13	20	0	5	0	5	33
7:45 AM	6	0	0	6	0	0	0	0	0	3	11	14	0	6	0	6	26
8:00 AM	3	0	0	3	0	0	0	0	0	2	9	11	0	11	0	11	25
8:15 AM	3	0	0	3	0	0	0	0	0	1	3	4	0	10	0	10	17
8:30 AM	2	0	0	2	0	0	0	0	0	2	4	6	0	10	0	10	18

# Peak Hour Summary

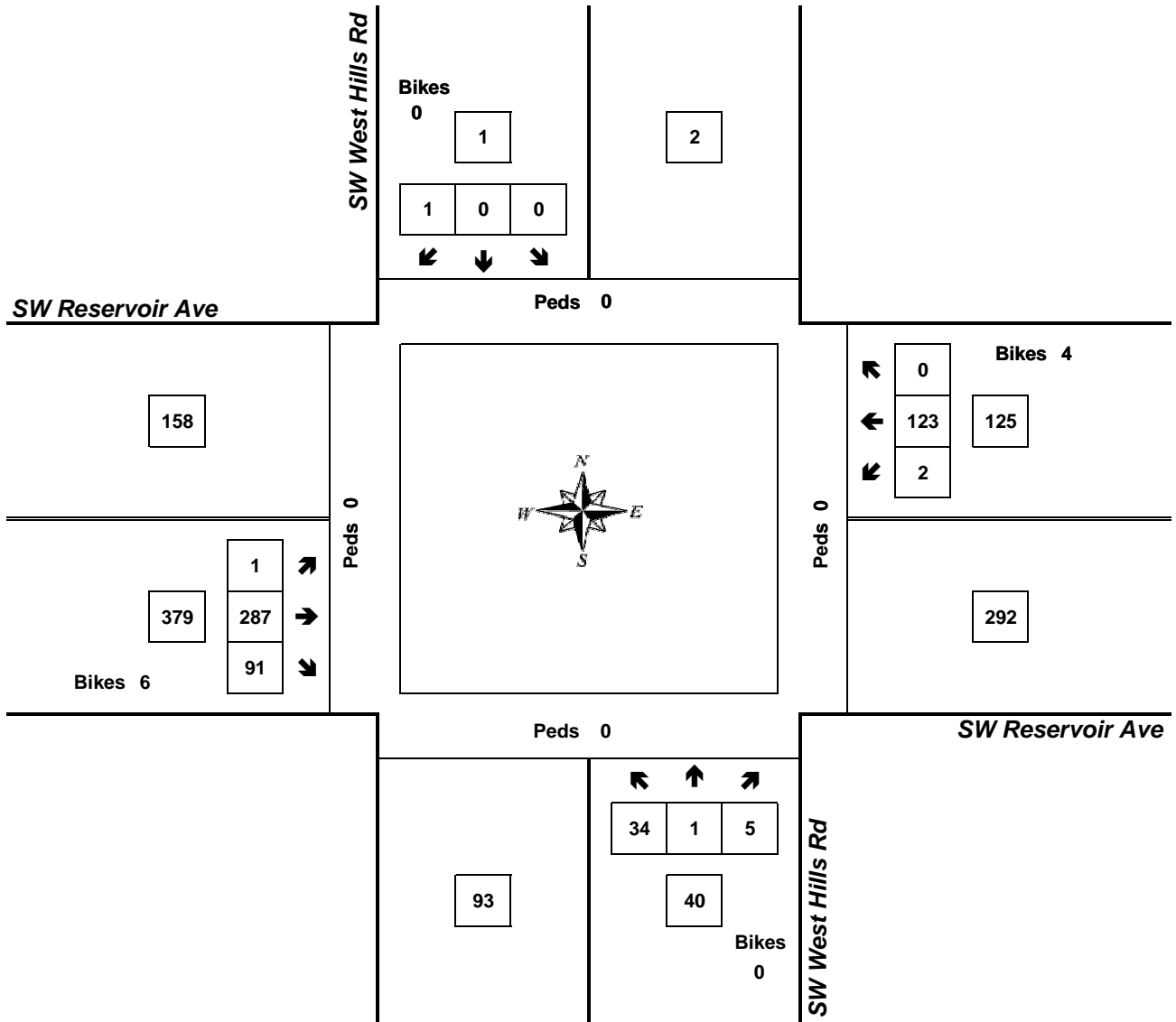


Clay Carney  
(503) 833-2740

## SW West Hills Rd & SW Reservoir Ave

7:30 AM to 8:30 AM

Tuesday, May 15, 2012



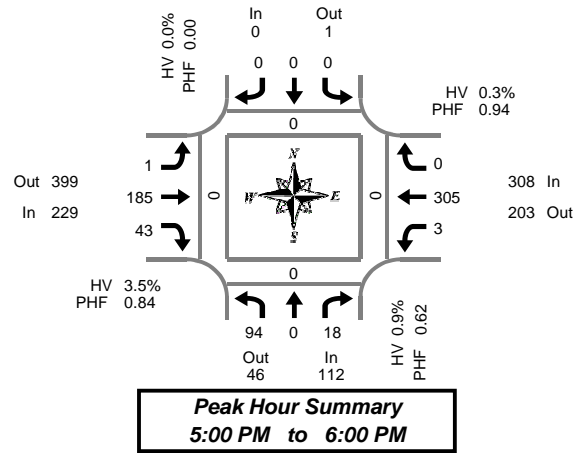
Approach	PHF	HV%	Volume
EB	0.78	5.3%	379
WB	0.87	4.0%	125
NB	0.83	20.0%	40
SB	0.25	0.0%	1
<b>Intersection</b>	<b>0.81</b>	<b>6.1%</b>	<b>545</b>

Count Period: 6:30 AM to 9:30 AM

# Total Vehicle Summary



Clay Carney  
(503) 833-2740



## SW West Hills Rd & SW Reservoir Ave

Tuesday, May 15, 2012  
3:30 PM to 6:30 PM

### 15-Minute Interval Summary

3:30 PM to 6:30 PM

Interval Start Time	Northbound SW West Hills Rd				Southbound SW West Hills Rd				Eastbound SW Reservoir Ave				Westbound SW Reservoir Ave				Interval Total	Pedestrians Crosswalk			
	L	T	R	Bikes	L	T	R	Bikes	L	T	R	Bikes	L	T	R	Bikes		North	South	East	West
3:30 PM	17	0	1	0	0	2	0	0	0	60	19	0	3	56	0	0	158	0	0	0	0
3:45 PM	17	0	0	0	0	0	1	0	0	42	13	0	1	59	0	0	133	0	0	0	0
4:00 PM	15	0	2	0	0	0	0	0	0	38	18	2	0	55	0	0	128	0	0	0	0
4:15 PM	20	0	1	0	0	0	0	0	0	46	11	1	4	58	0	0	140	0	0	0	0
4:30 PM	30	1	3	0	0	0	0	0	0	42	5	1	1	71	0	2	153	0	0	0	0
4:45 PM	12	0	0	0	0	0	0	0	0	36	13	1	1	68	0	1	130	0	0	0	0
5:00 PM	22	0	1	0	0	0	0	0	0	53	15	1	0	81	0	2	172	0	0	0	0
5:15 PM	23	0	2	0	0	0	0	0	0	43	9	1	0	82	0	1	159	0	0	0	0
5:30 PM	31	0	14	3	0	0	0	0	0	48	7	3	1	75	0	5	176	0	0	0	0
5:45 PM	18	0	1	0	0	0	0	0	1	41	12	0	2	67	0	3	142	0	0	0	0
6:00 PM	14	0	2	1	0	1	0	0	0	28	8	2	0	58	0	0	111	0	0	0	0
6:15 PM	9	0	2	0	1	0	0	0	0	31	8	0	1	54	0	5	106	0	0	0	0
Total Survey	228	1	29	4	1	3	1	0	1	508	138	12	14	784	0	19	1,708	0	0	0	0

### Peak Hour Summary

5:00 PM to 6:00 PM

By Approach	Northbound SW West Hills Rd				Southbound SW West Hills Rd				Eastbound SW Reservoir Ave				Westbound SW Reservoir Ave				Total	Pedestrians Crosswalk			
	In	Out	Total	Bikes	In	Out	Total	Bikes	In	Out	Total	Bikes	In	Out	Total	Bikes		North	South	East	West
Volume	112	46	158	3	0	1	1	0	229	399	628	5	308	203	511	11	649	0	0	0	0
%HV	0.9%				0.0%				3.5%				0.3%				1.5%				
PHF	0.62				0.00				0.84				0.94				0.92				

By Movement	Northbound SW West Hills Rd				Southbound SW West Hills Rd				Eastbound SW Reservoir Ave				Westbound SW Reservoir Ave				Total
	L	T	R	Total	L	T	R	Total	L	T	R	Total	L	T	R	Total	
Volume	94	0	18	112	0	0	0	0	1	185	43	229	3	305	0	308	649
%HV	0.0%	0.0%	5.6%	0.9%	0.0%	0.0%	0.0%	0.0%	0.0%	1.1%	14.0%	3.5%	0.0%	0.3%	0.0%	0.3%	1.5%
PHF	0.76	0.00	0.32	0.62	0.00	0.00	0.00	0.00	0.25	0.87	0.72	0.84	0.38	0.93	0.00	0.94	0.92

### Rolling Hour Summary

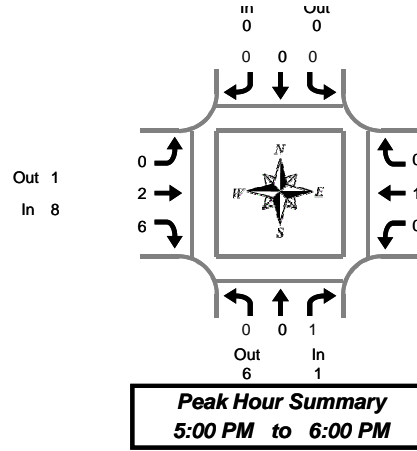
3:30 PM to 6:30 PM

Interval Start Time	Northbound SW West Hills Rd				Southbound SW West Hills Rd				Eastbound SW Reservoir Ave				Westbound SW Reservoir Ave				Interval Total	Pedestrians Crosswalk			
	L	T	R	Bikes	L	T	R	Bikes	L	T	R	Bikes	L	T	R	Bikes		North	South	East	West
3:30 PM	69	0	4	0	0	2	1	0	0	186	61	3	8	228	0	0	559	0	0	0	0
3:45 PM	82	1	6	0	0	0	1	0	0	168	47	4	6	243	0	2	554	0	0	0	0
4:00 PM	77	1	6	0	0	0	0	0	0	162	47	5	6	252	0	3	551	0	0	0	0
4:15 PM	84	1	5	0	0	0	0	0	0	177	44	4	6	278	0	5	595	0	0	0	0
4:30 PM	87	1	6	0	0	0	0	0	0	174	42	4	2	302	0	6	614	0	0	0	0
4:45 PM	88	0	17	3	0	0	0	0	0	180	44	6	2	306	0	9	637	0	0	0	0
5:00 PM	94	0	18	3	0	0	0	0	1	185	43	5	3	305	0	11	649	0	0	0	0
5:15 PM	86	0	19	4	0	1	0	0	1	160	36	6	3	282	0	9	588	0	0	0	0
5:30 PM	72	0	19	4	1	1	0	0	1	148	35	5	4	254	0	13	535	0	0	0	0

# Heavy Vehicle Summary



Clay Carney  
(503) 833-2740



## SW West Hills Rd & SW Reservoir Ave

Tuesday, May 15, 2012  
3:30 PM to 6:30 PM

### Heavy Vehicle 15-Minute Interval Summary 3:30 PM to 6:30 PM

Interval Start Time	Northbound SW West Hills Rd				Southbound SW West Hills Rd				Eastbound SW Reservoir Ave				Westbound SW Reservoir Ave				Interval Total
	L	T	R	Total	L	T	R	Total	L	T	R	Total	L	T	R	Total	
3:30 PM	1	0	0	1	0	0	0	0	0	3	0	3	0	0	0	0	4
3:45 PM	1	0	0	1	0	0	0	0	0	1	3	4	0	1	0	1	6
4:00 PM	1	0	0	1	0	0	0	0	0	1	3	4	0	1	0	1	6
4:15 PM	0	0	0	0	0	0	0	0	0	1	1	2	0	1	0	1	3
4:30 PM	2	0	0	2	0	0	0	0	0	0	1	1	0	3	0	3	6
4:45 PM	0	0	0	0	0	0	0	0	0	0	2	2	0	4	0	4	6
5:00 PM	0	0	0	0	0	0	0	0	0	1	4	5	0	0	0	0	5
5:15 PM	0	0	1	1	0	0	0	0	0	0	2	2	0	1	0	1	4
5:30 PM	0	0	0	0	0	0	0	0	0	0	0	0	0	0	0	0	0
5:45 PM	0	0	0	0	0	0	0	0	0	1	0	1	0	0	0	0	1
6:00 PM	0	0	0	0	0	0	0	0	0	0	0	0	0	0	0	0	0
6:15 PM	0	0	0	0	0	0	0	0	0	0	4	4	0	0	0	0	4
Total Survey	5	0	1	6	0	0	0	0	0	8	20	28	0	11	0	11	45

### Heavy Vehicle Peak Hour Summary 5:00 PM to 6:00 PM

By Approach	Northbound SW West Hills Rd			Southbound SW West Hills Rd			Eastbound SW Reservoir Ave			Westbound SW Reservoir Ave			Total
	In	Out	Total	In	Out	Total	In	Out	Total	In	Out	Total	
Volume	1	6	7	0	0	0	8	1	9	1	3	4	10
PHF	0.08			0.00			0.18			0.03			0.15

By Movement	Northbound SW West Hills Rd				Southbound SW West Hills Rd				Eastbound SW Reservoir Ave				Westbound SW Reservoir Ave				Total
	L	T	R	Total	L	T	R	Total	L	T	R	Total	L	T	R	Total	
Volume	0	0	1	1	0	0	0	0	0	2	6	8	0	1	0	1	10
PHF	0.00	0.00	0.25	0.08	0.00	0.00	0.00	0.00	0.00	0.10	0.19	0.18	0.00	0.03	0.00	0.03	0.15

### Heavy Vehicle Rolling Hour Summary 3:30 PM to 6:30 PM

Interval Start Time	Northbound SW West Hills Rd				Southbound SW West Hills Rd				Eastbound SW Reservoir Ave				Westbound SW Reservoir Ave				Interval Total
	L	T	R	Total	L	T	R	Total	L	T	R	Total	L	T	R	Total	
3:30 PM	3	0	0	3	0	0	0	0	0	6	7	13	0	3	0	3	19
3:45 PM	4	0	0	4	0	0	0	0	0	3	8	11	0	6	0	6	21
4:00 PM	3	0	0	3	0	0	0	0	0	2	7	9	0	9	0	9	21
4:15 PM	2	0	0	2	0	0	0	0	0	2	8	10	0	8	0	8	20
4:30 PM	2	0	1	3	0	0	0	0	0	1	9	10	0	8	0	8	21
4:45 PM	0	0	1	1	0	0	0	0	0	1	8	9	0	5	0	5	15
5:00 PM	0	0	1	1	0	0	0	0	0	2	6	8	0	1	0	1	10
5:15 PM	0	0	1	1	0	0	0	0	0	1	2	3	0	1	0	1	5
5:30 PM	0	0	0	0	0	0	0	0	0	1	4	5	0	0	0	0	5

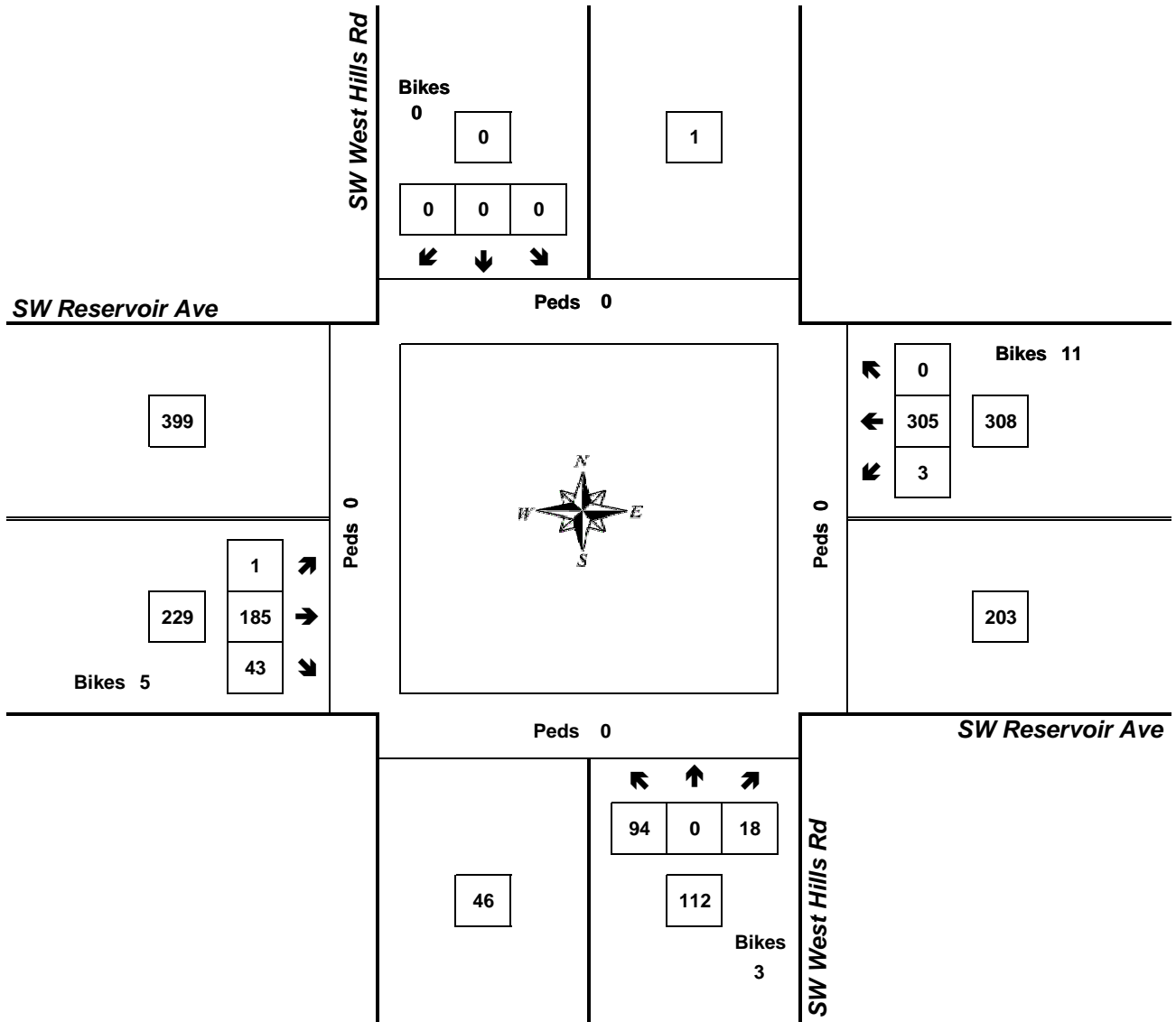
# Peak Hour Summary



Clay Carney  
(503) 833-2740

## SW West Hills Rd & SW Reservoir Ave

5:00 PM to 6:00 PM  
Tuesday, May 15, 2012



Approach	PHF	HV%	Volume
EB	0.84	3.5%	229
WB	0.94	0.3%	308
NB	0.62	0.9%	112
SB	0.00	0.0%	0
<b>Intersection</b>	<b>0.92</b>	<b>1.5%</b>	<b>649</b>

Count Period: 3:30 PM to 6:30 PM