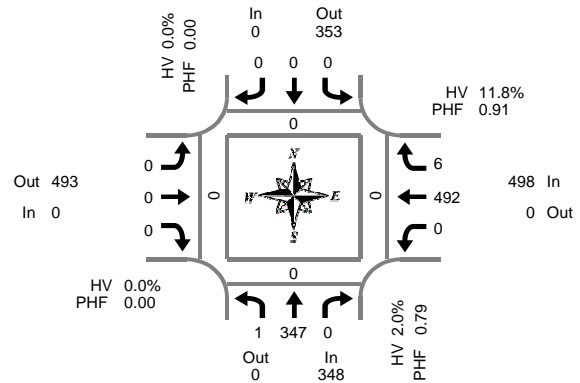


Total Vehicle Summary



Clay Carney
(503) 833-2740



SW Western Blvd & Hwy 34

Thursday, May 10, 2012
6:30 AM to 9:30 AM

Peak Hour Summary
7:30 AM to 8:30 AM

15-Minute Interval Summary

6:30 AM to 9:30 AM

Interval Start Time	Northbound SW Western Blvd				Southbound SW Western Blvd				Eastbound Hwy 34				Westbound Hwy 34				Interval Total	Pedestrians Crosswalk			
	L	T	R	Bikes	L	T	R	Bikes	L	T	R	Bikes	L	T	R	Bikes		North	South	East	West
6:30 AM	0	16	0	0	0	0	0	0	0	0	0	0	0	80	0	0	96	0	0	0	0
6:45 AM	0	25	0	0	0	0	0	0	0	0	0	0	0	111	1	0	137	0	0	0	0
7:00 AM	0	27	0	0	0	0	0	0	0	0	0	0	0	76	0	0	103	0	0	0	0
7:15 AM	0	58	0	0	0	0	0	0	0	0	0	0	0	99	2	0	159	0	0	0	0
7:30 AM	0	85	0	2	0	0	0	0	0	0	0	0	0	110	0	0	195	0	0	0	0
7:45 AM	0	110	0	1	0	0	0	0	0	0	0	0	0	134	3	0	247	0	0	0	0
8:00 AM	1	88	0	1	0	0	0	0	0	0	0	0	0	126	2	0	217	0	0	0	0
8:15 AM	0	64	0	0	0	0	0	0	0	0	0	0	0	122	1	0	187	0	0	0	0
8:30 AM	0	68	0	3	0	0	0	0	0	0	0	0	0	124	0	0	192	0	0	0	0
8:45 AM	0	67	0	1	0	0	0	0	0	0	0	0	0	117	0	0	184	0	0	0	0
9:00 AM	0	46	0	0	0	0	0	0	0	0	0	0	0	99	0	0	145	0	0	0	0
9:15 AM	0	46	0	1	0	0	0	0	0	0	0	0	0	70	1	0	117	0	0	0	0
Total Survey	1	700	0	9	0	0	0	0	0	0	0	0	0	1,268	10	0	1,979	0	0	0	0

Peak Hour Summary

7:30 AM to 8:30 AM

By Approach	Northbound SW Western Blvd				Southbound SW Western Blvd				Eastbound Hwy 34				Westbound Hwy 34				Total	Pedestrians Crosswalks			
	In	Out	Total	Bikes	In	Out	Total	Bikes	In	Out	Total	Bikes	In	Out	Total	Bikes		North	South	East	West
Volume	348	0	348	4	0	353	353	0	0	493	493	0	498	0	498	0	846	0	0	0	0
%HV	2.0%				0.0%				0.0%				11.8%				7.8%				
PHF	0.79				0.00				0.00				0.91				0.86				

By Movement	Northbound SW Western Blvd				Southbound SW Western Blvd				Eastbound Hwy 34				Westbound Hwy 34				Total
	L	T	R	Total	L	T	R	Total	L	T	R	Total	L	T	R	Total	
Volume	1	347	0	348	0	0	0	0	0	0	0	0	0	492	6	498	846
%HV	#####	1.7%	0.0%	2.0%	0.0%	0.0%	0.0%	0.0%	0.0%	0.0%	0.0%	0.0%	0.0%	11.6%	33.3%	11.8%	7.8%
PHF	0.25	0.79	0.00	0.79	0.00	0.00	0.00	0.00	0.00	0.00	0.00	0.00	0.00	0.92	0.50	0.91	0.86

Rolling Hour Summary

6:30 AM to 9:30 AM

Interval Start Time	Northbound SW Western Blvd				Southbound SW Western Blvd				Eastbound Hwy 34				Westbound Hwy 34				Interval Total	Pedestrians Crosswalk			
	L	T	R	Bikes	L	T	R	Bikes	L	T	R	Bikes	L	T	R	Bikes		North	South	East	West
6:30 AM	0	126	0	0	0	0	0	0	0	0	0	0	0	366	3	0	495	0	0	0	0
6:45 AM	0	195	0	2	0	0	0	0	0	0	0	0	0	396	3	0	594	0	0	0	0
7:00 AM	0	280	0	3	0	0	0	0	0	0	0	0	0	419	5	0	704	0	0	0	0
7:15 AM	1	341	0	4	0	0	0	0	0	0	0	0	0	469	7	0	818	0	0	0	0
7:30 AM	1	347	0	4	0	0	0	0	0	0	0	0	0	492	6	0	846	0	0	0	0
7:45 AM	1	330	0	5	0	0	0	0	0	0	0	0	0	506	6	0	843	0	0	0	0
8:00 AM	1	287	0	5	0	0	0	0	0	0	0	0	0	489	3	0	780	0	0	0	0
8:15 AM	0	245	0	4	0	0	0	0	0	0	0	0	0	462	1	0	708	0	0	0	0
8:30 AM	0	227	0	5	0	0	0	0	0	0	0	0	0	410	1	0	638	0	0	0	0

Peak Hour Summary

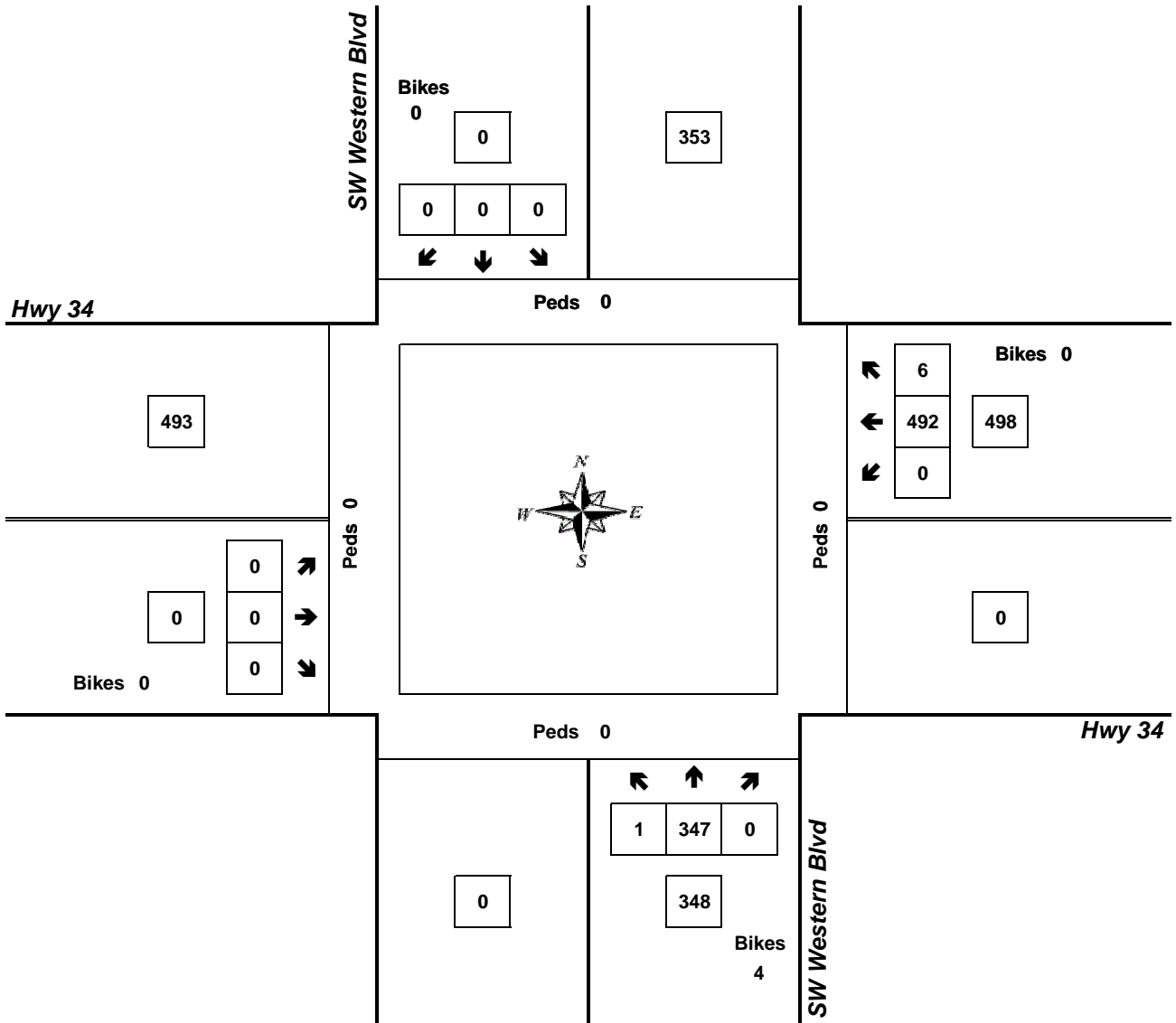


Clay Carney
(503) 833-2740

SW Western Blvd & Hwy 34

7:30 AM to 8:30 AM

Thursday, May 10, 2012



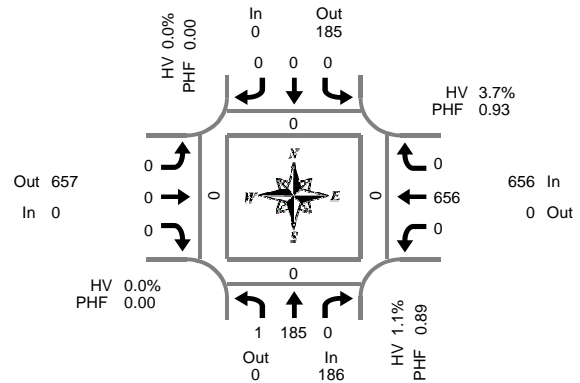
Approach	PHF	HV%	Volume
EB	0.00	0.0%	0
WB	0.91	11.8%	498
NB	0.79	2.0%	348
SB	0.00	0.0%	0
Intersection	0.86	7.8%	846

Count Period: 6:30 AM to 9:30 AM

Total Vehicle Summary



Clay Carney
(503) 833-2740



SW Western Blvd & Hwy 34

Thursday, May 10, 2012
3:30 PM to 6:30 PM

Peak Hour Summary
4:45 PM to 5:45 PM

15-Minute Interval Summary

3:30 PM to 6:30 PM

Interval Start Time	Northbound SW Western Blvd				Southbound SW Western Blvd				Eastbound Hwy 34				Westbound Hwy 34				Interval Total	Pedestrians Crosswalk			
	L	T	R	Bikes	L	T	R	Bikes	L	T	R	Bikes	L	T	R	Bikes		North	South	East	West
3:30 PM	0	36	0	0	0	0	0	0	0	0	0	0	0	134	1	1	171	0	0	0	0
3:45 PM	1	31	0	1	0	0	0	0	0	0	0	0	0	147	0	0	179	0	0	0	0
4:00 PM	0	41	0	0	0	0	0	0	0	0	0	0	0	163	0	0	204	0	0	0	0
4:15 PM	0	29	0	0	0	0	0	0	0	0	0	0	0	163	0	0	192	0	0	0	0
4:30 PM	1	32	0	1	0	0	0	0	0	0	0	0	0	155	0	0	188	0	0	0	0
4:45 PM	0	52	0	0	0	0	0	0	0	0	0	0	0	146	0	0	198	0	0	0	0
5:00 PM	0	47	0	1	0	0	0	0	0	0	0	0	0	177	0	1	224	0	0	0	0
5:15 PM	0	42	0	1	0	0	0	0	0	0	0	0	0	157	0	0	199	0	0	0	0
5:30 PM	1	44	0	0	0	0	0	0	0	0	0	0	0	176	0	0	221	0	0	0	0
5:45 PM	0	44	0	0	0	0	0	0	0	0	0	0	0	153	0	0	197	0	0	0	0
6:00 PM	0	40	0	0	0	0	0	0	0	0	0	0	0	144	1	0	185	0	0	0	0
6:15 PM	1	28	0	0	0	0	0	0	0	0	0	0	0	124	1	0	154	0	0	0	0
Total Survey	4	466	0	4	0	0	0	0	0	0	0	0	0	1,839	3	2	2,312	0	0	0	0

Peak Hour Summary

4:45 PM to 5:45 PM

By Approach	Northbound SW Western Blvd				Southbound SW Western Blvd				Eastbound Hwy 34				Westbound Hwy 34				Total	Pedestrians Crosswalk			
	In	Out	Total	Bikes	In	Out	Total	Bikes	In	Out	Total	Bikes	In	Out	Total	Bikes		North	South	East	West
Volume	186	0	186	2	0	185	185	0	0	657	657	0	656	0	656	1	842	0	0	0	0
%HV	1.1%				0.0%				0.0%				3.7%				3.1%				
PHF	0.89				0.00				0.00				0.93				0.94				

By Movement	Northbound SW Western Blvd				Southbound SW Western Blvd				Eastbound Hwy 34				Westbound Hwy 34				Total
	L	T	R	Total	L	T	R	Total	L	T	R	Total	L	T	R	Total	
Volume	1	185	0	186	0	0	0	0	0	0	0	0	0	656	0	656	842
%HV	0.0%	1.1%	0.0%	1.1%	0.0%	0.0%	0.0%	0.0%	0.0%	0.0%	0.0%	0.0%	0.0%	3.7%	0.0%	3.7%	3.1%
PHF	0.25	0.89	0.00	0.89	0.00	0.00	0.00	0.00	0.00	0.00	0.00	0.00	0.00	0.93	0.00	0.93	0.94

Rolling Hour Summary

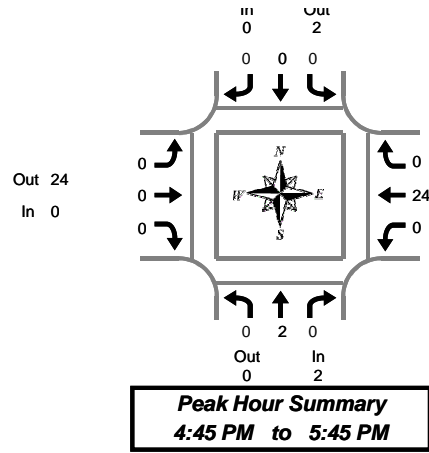
3:30 PM to 6:30 PM

Interval Start Time	Northbound SW Western Blvd				Southbound SW Western Blvd				Eastbound Hwy 34				Westbound Hwy 34				Interval Total	Pedestrians Crosswalk			
	L	T	R	Bikes	L	T	R	Bikes	L	T	R	Bikes	L	T	R	Bikes		North	South	East	West
3:30 PM	1	137	0	1	0	0	0	0	0	0	0	0	0	607	1	1	746	0	0	0	0
3:45 PM	2	133	0	2	0	0	0	0	0	0	0	0	0	628	0	0	763	0	0	0	0
4:00 PM	1	154	0	1	0	0	0	0	0	0	0	0	0	627	0	0	782	0	0	0	0
4:15 PM	1	160	0	2	0	0	0	0	0	0	0	0	0	641	0	1	802	0	0	0	0
4:30 PM	1	173	0	3	0	0	0	0	0	0	0	0	0	635	0	1	809	0	0	0	0
4:45 PM	1	185	0	2	0	0	0	0	0	0	0	0	0	656	0	1	842	0	0	0	0
5:00 PM	1	177	0	2	0	0	0	0	0	0	0	0	0	663	0	1	841	0	0	0	0
5:15 PM	1	170	0	1	0	0	0	0	0	0	0	0	0	630	1	0	802	0	0	0	0
5:30 PM	2	156	0	0	0	0	0	0	0	0	0	0	0	597	2	0	757	0	0	0	0

Heavy Vehicle Summary



Clay Carney
(503) 833-2740



SW Western Blvd & Hwy 34

Thursday, May 10, 2012
3:30 PM to 6:30 PM

Heavy Vehicle 15-Minute Interval Summary 3:30 PM to 6:30 PM

Interval Start Time	Northbound SW Western Blvd				Southbound SW Western Blvd				Eastbound Hwy 34				Westbound Hwy 34				Interval Total	
	L	T	R	Total	L	T	R	Total	L	T	R	Total	L	T	R	Total		
3:30 PM	0	0	0	0	0	0	0	0	0	0	0	0	0	0	0	0	7	
3:45 PM	0	2	0	2	0	0	0	0	0	0	0	0	0	0	8	0	8	10
4:00 PM	0	1	0	1	0	0	0	0	0	0	0	0	0	7	0	0	7	8
4:15 PM	0	1	0	1	0	0	0	0	0	0	0	0	0	6	0	0	6	7
4:30 PM	0	0	0	0	0	0	0	0	0	0	0	0	0	13	0	0	13	13
4:45 PM	0	0	0	0	0	0	0	0	0	0	0	0	0	7	0	0	7	7
5:00 PM	0	1	0	1	0	0	0	0	0	0	0	0	0	9	0	0	9	10
5:15 PM	0	0	0	0	0	0	0	0	0	0	0	0	0	1	0	0	1	1
5:30 PM	0	1	0	1	0	0	0	0	0	0	0	0	0	7	0	0	7	8
5:45 PM	0	0	0	0	0	0	0	0	0	0	0	0	0	5	0	0	5	5
6:00 PM	0	1	0	1	0	0	0	0	0	0	0	0	0	2	0	0	2	3
6:15 PM	0	0	0	0	0	0	0	0	0	0	0	0	0	1	0	0	1	1
Total Survey	0	7	0	7	0	0	0	0	0	0	0	0	0	73	0	0	73	80

Heavy Vehicle Peak Hour Summary 4:45 PM to 5:45 PM

By Approach	Northbound SW Western Blvd			Southbound SW Western Blvd			Eastbound Hwy 34			Westbound Hwy 34			Total
	In	Out	Total	In	Out	Total	In	Out	Total	In	Out	Total	
Volume	2	0	2	0	2	2	0	24	24	24	0	24	26
PHF	0.13			0.00			0.00				0.21		0.22

By Movement	Northbound SW Western Blvd				Southbound SW Western Blvd				Eastbound Hwy 34				Westbound Hwy 34				Total	
	L	T	R	Total	L	T	R	Total	L	T	R	Total	L	T	R	Total		
Volume	0	2	0	2	0	0	0	0	0	0	0	0	0	24	0	0	24	26
PHF	0.00	0.13	0.00	0.13	0.00	0.00	0.00	0.00	0.00	0.00	0.00	0.00	0.00	0.21	0.00	0.21		0.22

Heavy Vehicle Rolling Hour Summary 3:30 PM to 6:30 PM

Interval Start Time	Northbound SW Western Blvd				Southbound SW Western Blvd				Eastbound Hwy 34				Westbound Hwy 34				Interval Total	
	L	T	R	Total	L	T	R	Total	L	T	R	Total	L	T	R	Total		
3:30 PM	0	4	0	4	0	0	0	0	0	0	0	0	0	28	0	0	28	32
3:45 PM	0	4	0	4	0	0	0	0	0	0	0	0	0	34	0	0	34	38
4:00 PM	0	2	0	2	0	0	0	0	0	0	0	0	0	33	0	0	33	35
4:15 PM	0	2	0	2	0	0	0	0	0	0	0	0	0	35	0	0	35	37
4:30 PM	0	1	0	1	0	0	0	0	0	0	0	0	0	30	0	0	30	31
4:45 PM	0	2	0	2	0	0	0	0	0	0	0	0	0	24	0	0	24	26
5:00 PM	0	2	0	2	0	0	0	0	0	0	0	0	0	22	0	0	22	24
5:15 PM	0	2	0	2	0	0	0	0	0	0	0	0	0	15	0	0	15	17
5:30 PM	0	2	0	2	0	0	0	0	0	0	0	0	0	15	0	0	15	17

Peak Hour Summary

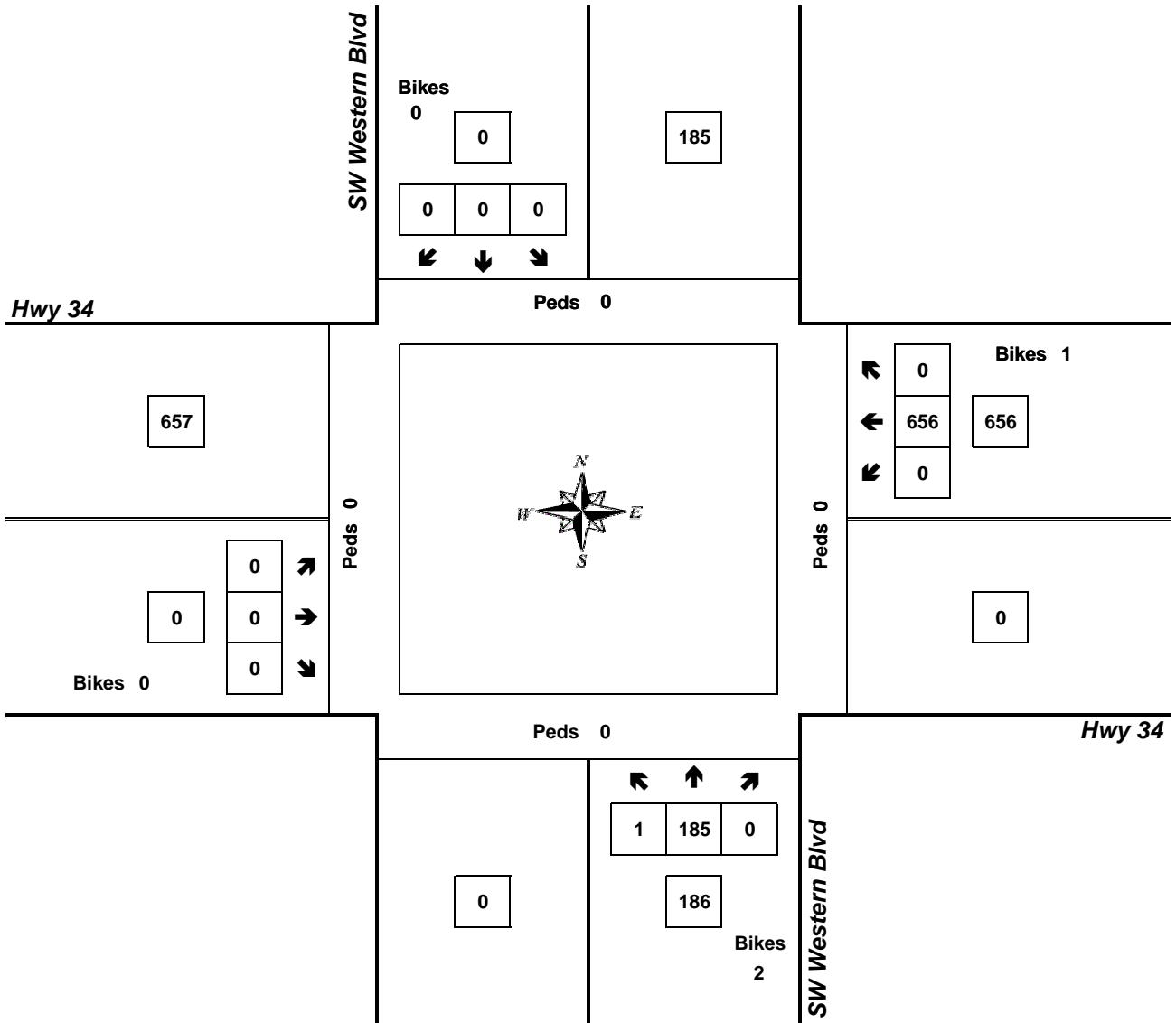


Clay Carney
(503) 833-2740

SW Western Blvd & Hwy 34

4:45 PM to 5:45 PM

Thursday, May 10, 2012



Approach	PHF	HV%	Volume
EB	0.00	0.0%	0
WB	0.93	3.7%	656
NB	0.89	1.1%	186
SB	0.00	0.0%	0
Intersection	0.94	3.1%	842

Count Period: 3:30 PM to 6:30 PM