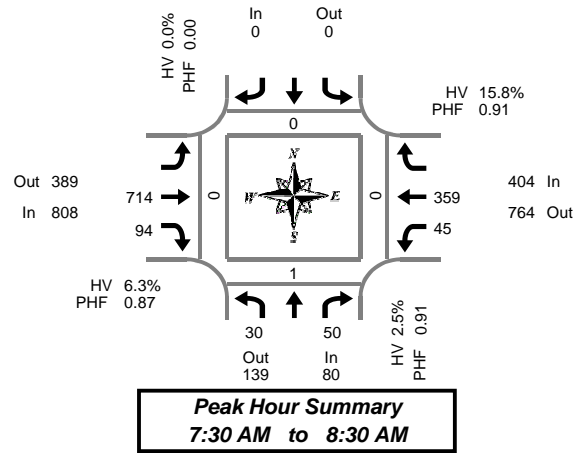


Total Vehicle Summary



Clay Carney
(503) 833-2740



Safeway Driveway & Hwy 34

Thursday, May 10, 2012
6:30 AM to 9:30 AM

Peak Hour Summary
7:30 AM to 8:30 AM

15-Minute Interval Summary

6:30 AM to 9:30 AM

Interval Start Time	Northbound Safeway Driveway				Southbound Safeway Driveway				Eastbound Hwy 34				Westbound Hwy 34				Interval Total	Pedestrians Crosswalk			
	L	R	Bikes		In	Out	Total	Bikes	T	R	Bikes	L	T	Bikes	North	South		East	West		
6:30 AM	5	11	0					0	98	16	0	4	69	0	0	0	0	0			
6:45 AM	6	12	0					0	131	13	0	10	81	0	0	0	0	0			
7:00 AM	6	9	0					0	117	9	1	7	68	0	0	0	0	0			
7:15 AM	3	15	0					0	150	16	0	8	78	0	0	0	0	0			
7:30 AM	5	15	0					0	201	26	0	10	79	0	0	0	0	0			
7:45 AM	6	12	0					0	208	23	2	7	104	0	0	0	0	0			
8:00 AM	10	12	0					0	161	20	1	11	94	0	1	0	0	0			
8:15 AM	9	11	0					0	144	25	1	17	82	0	0	0	0	0			
8:30 AM	9	15	0					0	143	19	1	24	105	0	0	0	0	0			
8:45 AM	12	12	0					0	138	23	1	13	92	0	0	0	0	0			
9:00 AM	7	8	0					0	137	11	1	10	92	0	0	0	0	0			
9:15 AM	12	6	0					0	116	20	0	11	74	0	0	0	0	0			
Total Survey	90	138	0					0	1,744	221	8	132	1,018	0	0	1	0	0			

Peak Hour Summary

7:30 AM to 8:30 AM

By Approach	Northbound Safeway Driveway				Southbound Safeway Driveway				Eastbound Hwy 34				Westbound Hwy 34				Total	Pedestrians Crosswalk			
	In	Out	Total	Bikes	In	Out	Total	Bikes	In	Out	Total	Bikes	In	Out	Total	Bikes		North	South	East	West
Volume	80	139	219	0	0	0	0	0	808	389	1,197	4	404	764	1,168	0	0	1	0	0	
%HV	2.5%				0.0%				6.3%				15.8%				9.1%				
PHF	0.91				0.00				0.87				0.91				0.90				

By Movement	Northbound Safeway Driveway				Southbound Safeway Driveway				Eastbound Hwy 34				Westbound Hwy 34				Total
	L	R	Total	Bikes	L	R	Total	Bikes	T	R	Total	Bikes	L	T	Total	Bikes	
Volume	30	50	80	0				0	714	94	808	4	45	359	404	0	
%HV	0.0%	NA	4.0%	2.5%	NA	NA	NA	0.0%	NA	7.1%	0.0%	6.3%	2.2%	17.5%	NA	15.8%	
PHF	0.75	0.83	0.91	0.00				0.00	0.86	0.90	0.87	0.66	0.86	0.91	0.90		

Rolling Hour Summary

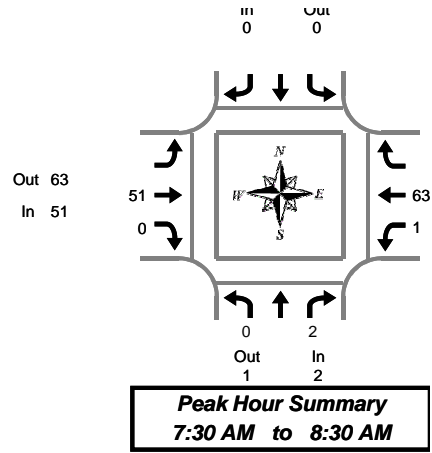
6:30 AM to 9:30 AM

Interval Start Time	Northbound Safeway Driveway				Southbound Safeway Driveway				Eastbound Hwy 34				Westbound Hwy 34				Interval Total	Pedestrians Crosswalk			
	L	R	Bikes		In	Out	Total	Bikes	T	R	Bikes	L	T	Bikes	North	South		East	West		
6:30 AM	20	47	0					0	496	54	1	29	296	0	0	0	0	0			
6:45 AM	20	51	0					0	599	64	1	35	306	0	0	0	0	0			
7:00 AM	20	51	0					0	676	74	3	32	329	0	0	0	0	0			
7:15 AM	24	54	0					0	720	85	3	36	355	0	0	0	0	0			
7:30 AM	30	50	0					0	714	94	4	45	359	0	1	0	0	0			
7:45 AM	34	50	0					0	656	87	5	59	385	0	1	0	0	0			
8:00 AM	40	50	0					0	586	87	4	65	373	0	1	0	0	0			
8:15 AM	37	46	0					0	562	78	4	64	371	0	0	0	0	0			
8:30 AM	40	41	0					0	534	73	3	58	363	0	0	0	0	0			

Heavy Vehicle Summary



Clay Carney
(503) 833-2740



Safeway Driveway & Hwy 34

Thursday, May 10, 2012
6:30 AM to 9:30 AM

Heavy Vehicle 15-Minute Interval Summary 6:30 AM to 9:30 AM

Interval Start Time	Northbound Safeway Driveway			Southbound Safeway Driveway			Eastbound Hwy 34			Westbound Hwy 34			Interval Total
	L	R	Total			Total	T	R	Total	L	T	Total	
6:30 AM	0	0	0			0	4	0	4	0	6	6	10
6:45 AM	0	0	0			0	4	0	4	0	11	11	15
7:00 AM	0	0	0			0	7	0	7	0	9	9	16
7:15 AM	0	0	0			0	8	0	8	0	12	12	20
7:30 AM	0	1	1			0	14	0	14	0	10	10	25
7:45 AM	0	0	0			0	16	0	16	0	19	19	35
8:00 AM	0	1	1			0	9	0	9	0	15	15	25
8:15 AM	0	0	0			0	12	0	12	1	19	20	32
8:30 AM	0	0	0			0	10	0	10	1	22	23	33
8:45 AM	2	0	2			0	8	0	8	1	11	12	22
9:00 AM	0	0	0			0	11	0	11	1	13	14	25
9:15 AM	0	0	0			0	10	0	10	0	9	9	19
Total Survey	2	2	4			0	113	0	113	4	156	160	277

Heavy Vehicle Peak Hour Summary 7:30 AM to 8:30 AM

By Approach	Northbound Safeway Driveway			Southbound Safeway Driveway			Eastbound Hwy 34			Westbound Hwy 34			Total
	In	Out	Total	In	Out	Total	In	Out	Total	In	Out	Total	
Volume	2	1	3	0	0	0	51	63	114	64	53	117	117
PHF	0.25			0.00			0.33			0.28			0.32

By Movement	Northbound Safeway Driveway			Southbound Safeway Driveway			Eastbound Hwy 34			Westbound Hwy 34			Total
	L	R	Total			Total	T	R	Total	L	T	Total	
Volume	0	2	2			0	51	0	51	1	63	64	117
PHF	0.00	0.25	0.25			0.00	0.33	0.00	0.33	0.08	0.28	0.28	0.32

Heavy Vehicle Rolling Hour Summary 6:30 AM to 9:30 AM

Interval Start Time	Northbound Safeway Driveway			Southbound Safeway Driveway			Eastbound Hwy 34			Westbound Hwy 34			Interval Total
	L	R	Total			Total	T	R	Total	L	T	Total	
6:30 AM	0	0	0			0	23	0	23	0	38	38	61
6:45 AM	0	1	1			0	33	0	33	0	42	42	76
7:00 AM	0	1	1			0	45	0	45	0	50	50	96
7:15 AM	0	2	2			0	47	0	47	0	56	56	105
7:30 AM	0	2	2			0	51	0	51	1	63	64	117
7:45 AM	0	1	1			0	47	0	47	2	75	77	125
8:00 AM	2	1	3			0	39	0	39	3	67	70	112
8:15 AM	2	0	2			0	41	0	41	4	65	69	112
8:30 AM	2	0	2			0	39	0	39	3	55	58	99

Peak Hour Summary



Clay Carney
(503) 833-2740

Safeway Driveway & Hwy 34

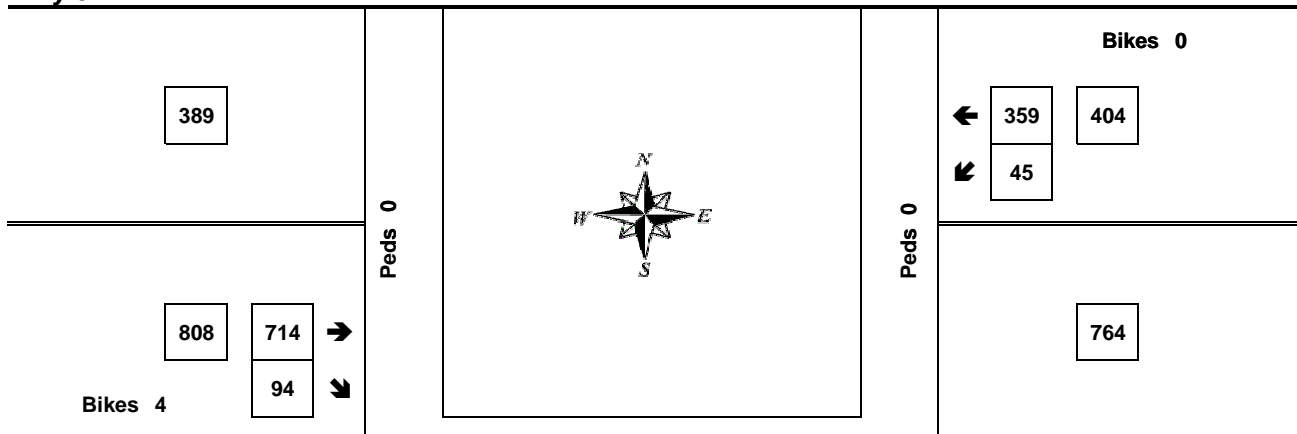
7:30 AM to 8:30 AM

Thursday, May 10, 2012

Bikes
0

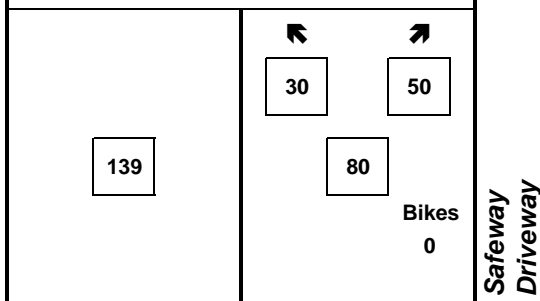
Hwy 34

Peds 0



Peds 1

Hwy 34



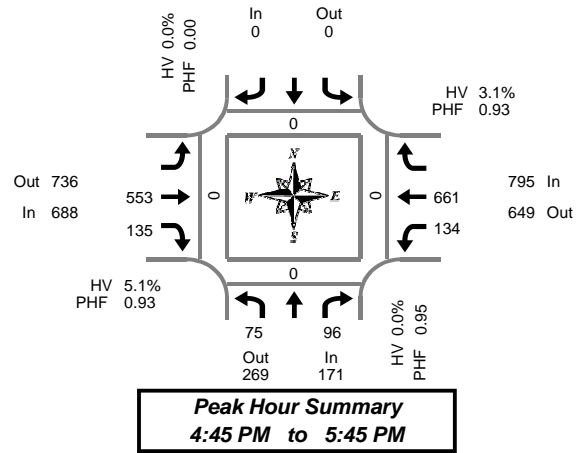
Approach	PHF	HV%	Volume
EB	0.87	6.3%	808
WB	0.91	15.8%	404
NB	0.91	2.5%	80
SB	0.00	0.0%	0
Intersection	0.90	9.1%	1,292

Count Period: 6:30 AM to 9:30 AM

Total Vehicle Summary



Clay Carney
(503) 833-2740



Safeway Driveway & Hwy 34

Thursday, May 10, 2012
3:30 PM to 6:30 PM

15-Minute Interval Summary

3:30 PM to 6:30 PM

Interval Start Time	Northbound Safeway Driveway				Southbound Safeway Driveway				Eastbound Hwy 34			Westbound Hwy 34			Interval Total	Pedestrians Crosswalk			
	L	R	Bikes				Bikes		T	R	Bikes	L	T	Bikes		North	South	East	West
3:30 PM	11	17	0				0		150	34	0	24	136	0	0	0	0	0	
3:45 PM	18	10	0				0		134	29	1	26	123	0	0	0	0	0	
4:00 PM	16	14	0				0		145	30	0	34	180	0	0	0	0	0	
4:15 PM	15	18	0				0		102	30	0	33	147	0	0	0	0	0	
4:30 PM	15	15	0				0		129	26	0	26	168	0	0	0	0	0	
4:45 PM	18	19	0				0		133	33	1	29	143	0	0	0	0	0	
5:00 PM	19	26	0				0		124	34	0	34	180	1	0	0	0	0	
5:15 PM	20	24	0				0		147	32	1	32	179	0	0	0	0	0	
5:30 PM	18	27	0				0		149	36	0	39	159	1	0	0	0	0	
5:45 PM	17	21	0				0		130	36	0	17	154	0	0	0	0	0	
6:00 PM	20	22	0				0		110	31	0	29	143	0	0	0	0	0	
6:15 PM	25	15	0				0		78	23	0	33	119	0	0	0	0	0	
Total Survey	212	228	0				0		1,531	374	3	356	1,831	2	0	0	0	0	

Peak Hour Summary

4:45 PM to 5:45 PM

By Approach	Northbound Safeway Driveway				Southbound Safeway Driveway				Eastbound Hwy 34				Westbound Hwy 34				Total	Pedestrians Crosswalk			
	In	Out	Total	Bikes	In	Out	Total	Bikes	In	Out	Total	Bikes	In	Out	Total	Bikes		North	South	East	West
Volume	171	269	440	0	0	0	0	0	688	736	1,424	2	795	649	1,444	2	0	0	0	0	
%HV	0.0%				0.0%				5.1%				3.1%				3.6%				
PHF	0.95				0.00				0.93				0.93				0.95				

By Movement	Northbound Safeway Driveway				Southbound Safeway Driveway				Eastbound Hwy 34			Westbound Hwy 34			Total
	L	R	Total				Total	T	R	Total	L	T	Total		
Volume	75	96	171				0		553	135	688	134	661	795	
%HV	0.0%	NA	0.0%	0.0%	NA	NA	0.0%	NA	5.8%	2.2%	5.1%	0.0%	3.8%	3.1%	
PHF	0.94		0.89	0.95			0.00		0.93	0.94	0.93	0.86	0.92	0.93	

Rolling Hour Summary

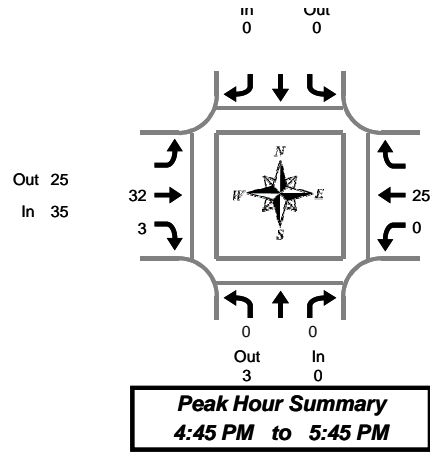
3:30 PM to 6:30 PM

Interval Start Time	Northbound Safeway Driveway				Southbound Safeway Driveway				Eastbound Hwy 34			Westbound Hwy 34			Interval Total	Pedestrians Crosswalk			
	L	R	Bikes				Bikes		T	R	Bikes	L	T	Bikes		North	South	East	West
3:30 PM	60	59	0				0		531	123	1	117	586	0	0	0	0	0	
3:45 PM	64	57	0				0		510	115	1	119	618	0	0	0	0	0	
4:00 PM	64	66	0				0		509	119	1	122	638	0	0	0	0	0	
4:15 PM	67	78	0				0		488	123	1	122	638	1	0	0	0	0	
4:30 PM	72	84	0				0		533	125	2	121	670	1	0	0	0	0	
4:45 PM	75	96	0				0		553	135	2	134	661	2	0	0	0	0	
5:00 PM	74	98	0				0		550	138	1	122	672	2	0	0	0	0	
5:15 PM	75	94	0				0		536	135	1	117	635	1	0	0	0	0	
5:30 PM	80	85	0				0		467	126	0	118	575	1	0	0	0	0	

Heavy Vehicle Summary



Clay Carney
(503) 833-2740



Safeway Driveway & Hwy 34

Thursday, May 10, 2012
3:30 PM to 6:30 PM

Heavy Vehicle 15-Minute Interval Summary 3:30 PM to 6:30 PM

Interval Start Time	Northbound Safeway Driveway			Southbound Safeway Driveway			Eastbound Hwy 34			Westbound Hwy 34			Interval Total
	L	R	Total			Total	T	R	Total	L	T	Total	
3:30 PM	0	1	1			0	13	0	13	0	7	7	21
3:45 PM	0	0	0			0	13	0	13	0	9	9	22
4:00 PM	0	1	1			0	12	0	12	0	9	9	22
4:15 PM	0	0	0			0	3	0	3	0	8	8	11
4:30 PM	0	0	0			0	9	0	9	0	13	13	22
4:45 PM	0	0	0			0	7	0	7	0	9	9	16
5:00 PM	0	0	0			0	4	0	4	0	8	8	12
5:15 PM	0	0	0			0	11	0	11	0	2	2	13
5:30 PM	0	0	0			0	10	3	13	0	6	6	19
5:45 PM	0	0	0			0	4	0	4	0	6	6	10
6:00 PM	0	0	0			0	3	1	4	0	3	3	7
6:15 PM	0	0	0			0	4	0	4	0	1	1	5
Total Survey	0	2	2			0	93	4	97	0	81	81	180

Heavy Vehicle Peak Hour Summary 4:45 PM to 5:45 PM

By Approach	Northbound Safeway Driveway			Southbound Safeway Driveway			Eastbound Hwy 34			Westbound Hwy 34			Total
	In	Out	Total	In	Out	Total	In	Out	Total	In	Out	Total	
Volume	0	3	3	0	0	0	35	25	60	25	32	57	60
PHF	0.00			0.00			0.23			0.21			0.23

By Movement	Northbound Safeway Driveway			Southbound Safeway Driveway			Eastbound Hwy 34			Westbound Hwy 34			Total
	L	R	Total			Total	T	R	Total	L	T	Total	
Volume	0	0	0			0	32	3	35	0	25	25	60
PHF	0.00	0.00	0.00			0.00	0.21	0.19	0.23	0.00	0.21	0.21	0.23

Heavy Vehicle Rolling Hour Summary 3:30 PM to 6:30 PM

Interval Start Time	Northbound Safeway Driveway			Southbound Safeway Driveway			Eastbound Hwy 34			Westbound Hwy 34			Interval Total
	L	R	Total			Total	T	R	Total	L	T	Total	
3:30 PM	0	2	2			0	41	0	41	0	33	33	76
3:45 PM	0	1	1			0	37	0	37	0	39	39	77
4:00 PM	0	1	1			0	31	0	31	0	39	39	71
4:15 PM	0	0	0			0	23	0	23	0	38	38	61
4:30 PM	0	0	0			0	31	0	31	0	32	32	63
4:45 PM	0	0	0			0	32	3	35	0	25	25	60
5:00 PM	0	0	0			0	29	3	32	0	22	22	54
5:15 PM	0	0	0			0	28	4	32	0	17	17	49
5:30 PM	0	0	0			0	21	4	25	0	16	16	41

Peak Hour Summary



Clay Carney
(503) 833-2740

Safeway Driveway & Hwy 34

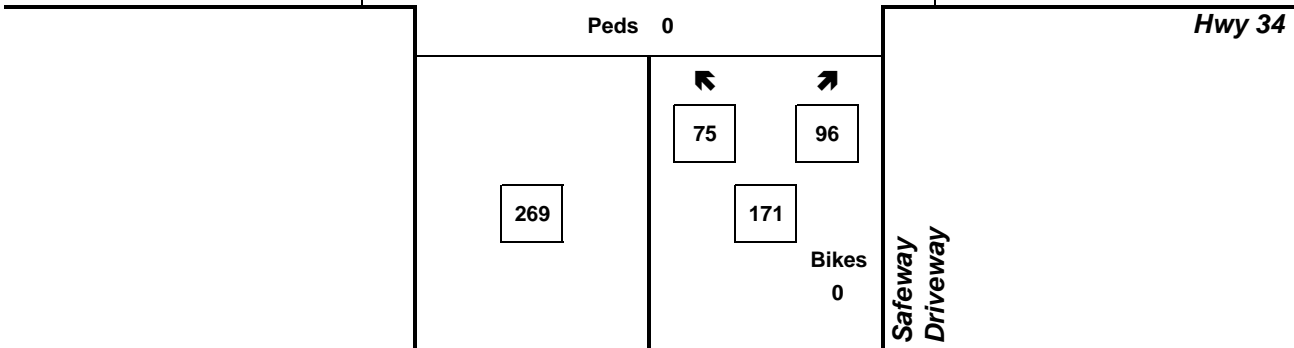
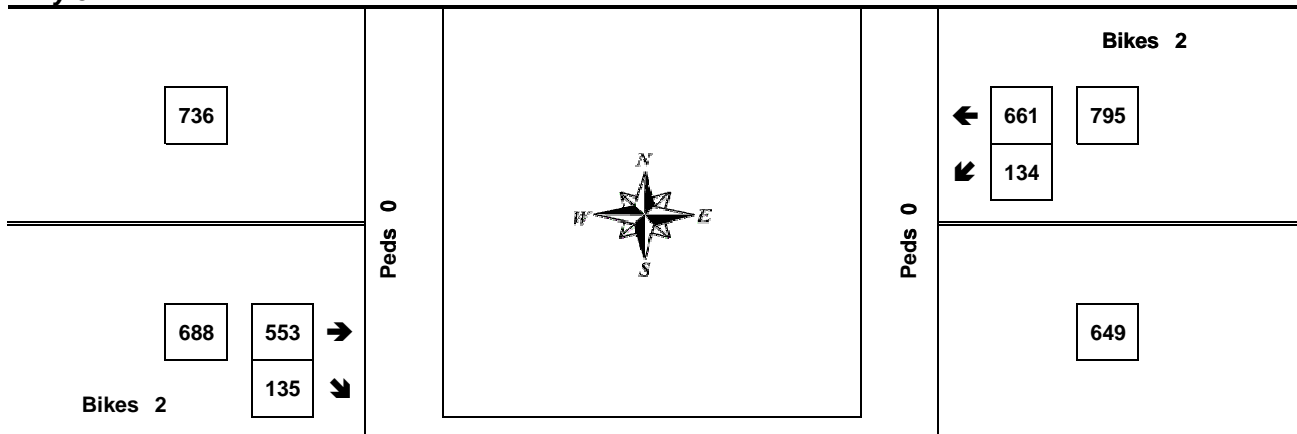
4:45 PM to 5:45 PM

Thursday, May 10, 2012

Bikes
0

Hwy 34

Peds 0



Approach	PHF	HV%	Volume
EB	0.93	5.1%	688
WB	0.93	3.1%	795
NB	0.95	0.0%	171
SB	0.00	0.0%	0
Intersection	0.95	3.6%	1,654

Count Period: 3:30 PM to 6:30 PM