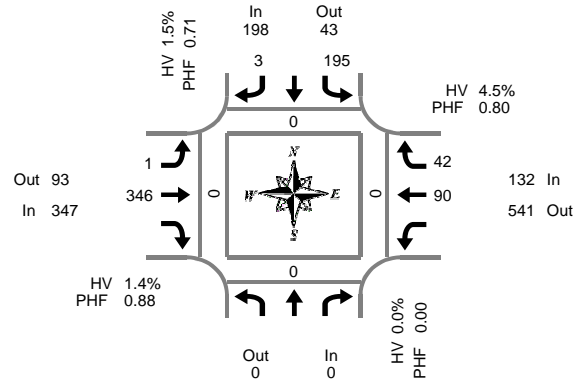


Total Vehicle Summary



Clay Carney
(503) 833-2740



W Hills Rd & SW Western Blvd

Tuesday, May 15, 2012
6:30 AM to 9:30 AM

Peak Hour Summary
7:30 AM to 8:30 AM

15-Minute Interval Summary

6:30 AM to 9:30 AM

Interval Start Time	Northbound W Hills Rd				Southbound W Hills Rd				Eastbound SW Western Blvd				Westbound SW Western Blvd				Interval Total	Pedestrians Crosswalk			
	In	Out	Bikes	Total	L	R	Bikes	Total	L	T	Bikes	Total	T	R	Bikes	Total		North	South	East	West
6:30 AM			0	21		0	0	0	0	3		1		4	2	0	30	0	0	0	0
6:45 AM			0	15		0	0	0	0	12		0		9	2	0	38	0	0	0	0
7:00 AM			0	17		0	0	0	0	26		2		7	6	0	56	0	0	0	0
7:15 AM			0	21		2	1	0	0	44		0		13	5	2	85	0	0	0	0
7:30 AM			0	43		0	0	0	1	85		2		16	5	0	150	0	0	0	0
7:45 AM			0	69		1	0	0	0	99		2		20	10	0	199	0	0	0	0
8:00 AM			0	53		0	0	0	0	93		1		28	12	1	186	0	0	0	0
8:15 AM			0	30		2	0	0	0	69		1		26	15	0	142	0	0	0	0
8:30 AM			0	46		0	0	0	0	72		1		22	7	1	147	0	0	0	0
8:45 AM			0	24		1	0	0	0	67		0		23	9	0	124	0	0	0	0
9:00 AM			0	33		0	0	0	0	53		0		14	9	0	109	0	0	0	0
9:15 AM			0	23		0	0	0	0	37		0		13	3	0	76	0	0	0	0
Total Survey			0	395		6	1	1	660	10		195	85	4	1,342	0	0	0	0		

Peak Hour Summary

7:30 AM to 8:30 AM

By Approach	Northbound W Hills Rd				Southbound W Hills Rd				Eastbound SW Western Blvd				Westbound SW Western Blvd				Total	Pedestrians Crosswalk			
	In	Out	Total	Bikes	In	Out	Total	Bikes	In	Out	Total	Bikes	In	Out	Total	Bikes		North	South	East	West
Volume	0	0	0	0	198	43	241	0	347	93	440	6	132	541	673	1	677	0	0	0	0
%HV	0.0%				1.5%				1.4%				4.5%				2.1%				
PHF	0.00				0.71				0.88				0.80				0.85				

By Movement	Northbound W Hills Rd				Southbound W Hills Rd				Eastbound SW Western Blvd				Westbound SW Western Blvd				Total
	In	Out	Total	Bikes	L	R	Total	Bikes	L	T	Total	Bikes	T	R	Total	Bikes	
Volume			0	0	195		3	198	1	346		347		90	42	132	677
%HV	NA	NA	NA	0.0%	1.0%	NA	33.3%	1.5%	0.0%	1.4%	NA	1.4%	NA	5.6%	2.4%	4.5%	2.1%
PHF			0.00	0.71		0.38	0.71		0.25	0.87		0.88		0.80	0.70	0.80	0.85

Rolling Hour Summary

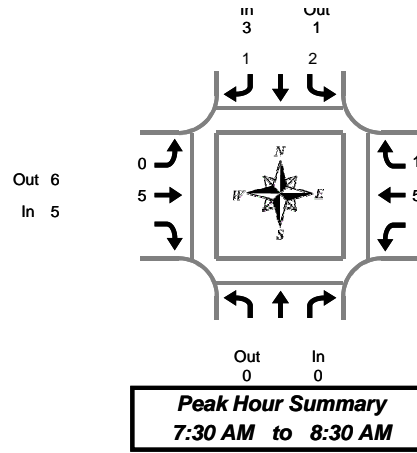
6:30 AM to 9:30 AM

Interval Start Time	Northbound W Hills Rd				Southbound W Hills Rd				Eastbound SW Western Blvd				Westbound SW Western Blvd				Interval Total	Pedestrians Crosswalk			
	In	Out	Bikes	Total	L	R	Bikes	Total	L	T	Bikes	Total	T	R	Bikes	Total		North	South	East	West
6:30 AM			0	74		2	1	0	85		3		33	15	2	209	0	0	0	0	
6:45 AM			0	96		2	1	1	167		4		45	18	2	329	0	0	0	0	
7:00 AM			0	150		3	1	1	254		6		56	26	2	490	0	0	0	0	
7:15 AM			0	186		3	1	1	321		5		77	32	3	620	0	0	0	0	
7:30 AM			0	195		3	0	1	346		6		90	42	1	677	0	0	0	0	
7:45 AM			0	198		3	0	0	333		5		96	44	2	674	0	0	0	0	
8:00 AM			0	153		3	0	0	301		3		99	43	2	599	0	0	0	0	
8:15 AM			0	133		3	0	0	261		2		85	40	1	522	0	0	0	0	
8:30 AM			0	126		1	0	0	229		1		72	28	1	456	0	0	0	0	

Heavy Vehicle Summary



Clay Carney
(503) 833-2740



W Hills Rd & SW Western Blvd

Tuesday, May 15, 2012
6:30 AM to 9:30 AM

Heavy Vehicle 15-Minute Interval Summary 6:30 AM to 9:30 AM

Interval Start Time	Northbound W Hills Rd			Southbound W Hills Rd			Eastbound SW Western Blvd			Westbound SW Western Blvd			Interval Total
			Total	L	R	Total	L	T	Total	T	R	Total	
6:30 AM			0	1		1	0	0	0	1	0	1	2
6:45 AM			0	0		0	0	0	0	0	0	0	0
7:00 AM			0	1		0	1	0	1	1	1	0	3
7:15 AM			0	0		2	2	0	1	1	1	1	5
7:30 AM			0	0		0	0	0	1	1	1	0	2
7:45 AM			0	1		0	1	0	1	1	0	0	2
8:00 AM			0	1		0	1	0	2	2	2	1	6
8:15 AM			0	0		1	1	0	1	1	2	0	4
8:30 AM			0	1		0	1	0	0	0	0	1	2
8:45 AM			0	0		0	0	0	1	1	2	0	3
9:00 AM			0	1		0	1	0	0	0	0	0	1
9:15 AM			0	0		0	0	0	0	0	1	0	1
Total Survey			0	6		3	9	0	8	8	11	3	31

Heavy Vehicle Peak Hour Summary 7:30 AM to 8:30 AM

By Approach	Northbound W Hills Rd			Southbound W Hills Rd			Eastbound SW Western Blvd			Westbound SW Western Blvd			Total
	In	Out	Total	In	Out	Total	In	Out	Total	In	Out	Total	
Volume	0	0	0	3	1	4	5	6	11	6	7	13	14
PHF	0.00			0.25			0.31			0.25			0.29

By Movement	Northbound W Hills Rd			Southbound W Hills Rd			Eastbound SW Western Blvd			Westbound SW Western Blvd			Total	
			Total	L	R	Total	L	T	Total	T	R	Total		
Volume			0	2		1	3	0	5	5	5	1	6	14
PHF			0.00	0.25		0.13	0.25	0.00	0.31	0.31	0.31	0.13	0.25	0.29

Heavy Vehicle Rolling Hour Summary 6:30 AM to 9:30 AM

Interval Start Time	Northbound W Hills Rd			Southbound W Hills Rd			Eastbound SW Western Blvd			Westbound SW Western Blvd			Interval Total	
			Total	L	R	Total	L	T	Total	T	R	Total		
6:30 AM			0	2		2	4	0	2	2	3	1	4	10
6:45 AM			0	1		2	3	0	3	3	3	1	4	10
7:00 AM			0	2		2	4	0	4	4	3	1	4	12
7:15 AM			0	2		2	4	0	5	5	4	2	6	15
7:30 AM			0	2		1	3	0	5	5	5	1	6	14
7:45 AM			0	3		1	4	0	4	4	4	2	6	14
8:00 AM			0	2		1	3	0	4	4	6	2	8	15
8:15 AM			0	2		1	3	0	2	2	4	1	5	10
8:30 AM			0	2		0	2	0	1	1	3	1	4	7

Peak Hour Summary

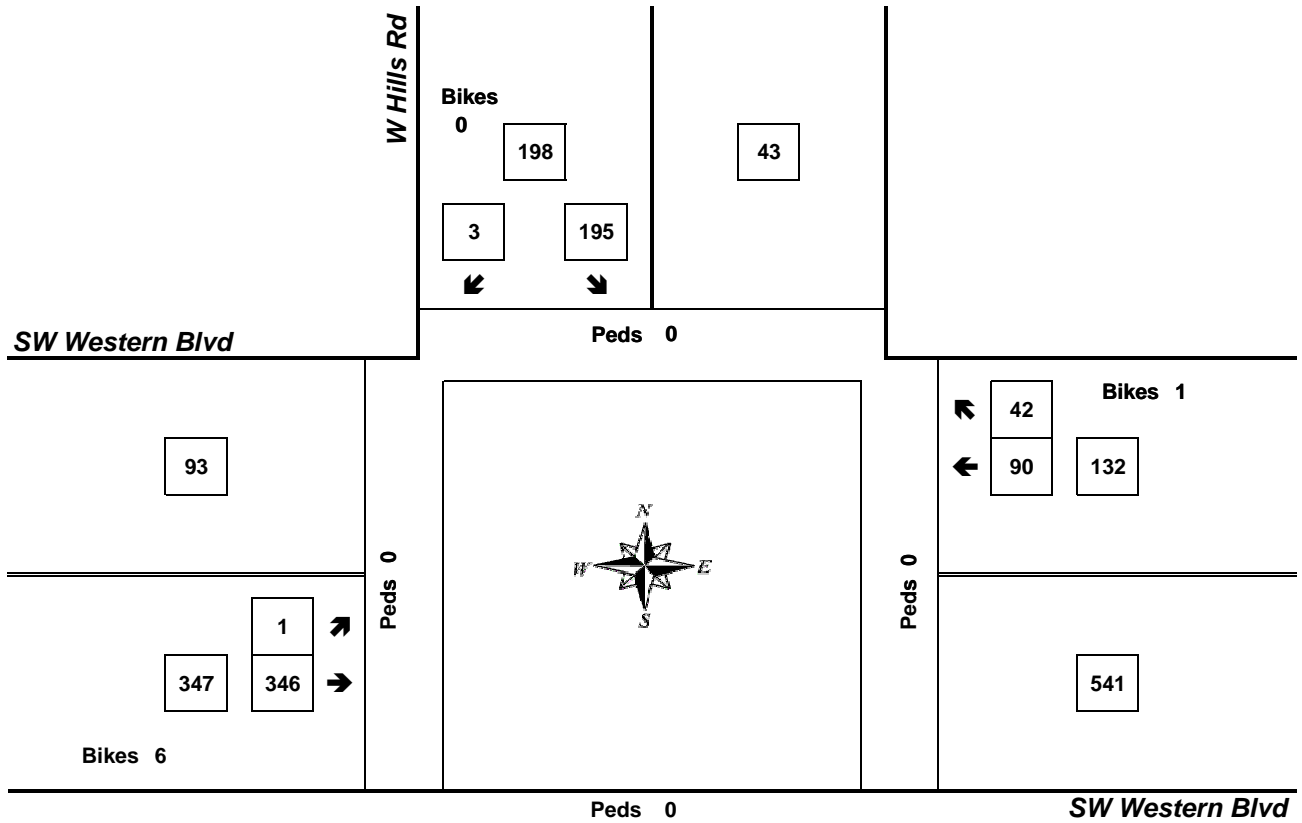


Clay Carney
(503) 833-2740

W Hills Rd & SW Western Blvd

7:30 AM to 8:30 AM

Tuesday, May 15, 2012



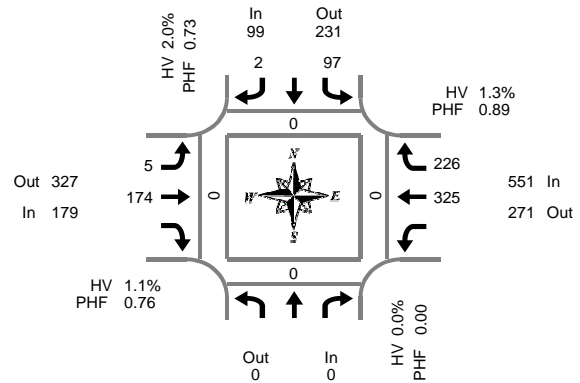
Approach	PHF	HV%	Volume
EB	0.88	1.4%	347
WB	0.80	4.5%	132
NB	0.00	0.0%	0
SB	0.71	1.5%	198
Intersection	0.85	2.1%	677

Count Period: 6:30 AM to 9:30 AM

Total Vehicle Summary



Clay Carney
(503) 833-2740



W Hills Rd & SW Western Blvd

Tuesday, May 15, 2012
3:30 PM to 6:30 PM

15-Minute Interval Summary

3:30 PM to 6:30 PM

Interval Start Time	Northbound W Hills Rd				Southbound W Hills Rd				Eastbound SW Western Blvd				Westbound SW Western Blvd				Interval Total	Pedestrians Crosswalk			
	In	Out	Bikes	Total	L	R	Bikes	Total	L	T	Bikes	Total	T	R	Bikes	Total		North	South	East	West
3:30 PM			0	19		0	0	0	0	23		1	76	35	1	153	0	0	0	0	
3:45 PM			0	20		0	1	0	28		0	65	32	2	145	0	0	0	0		
4:00 PM			0	15		0	0	0	31		2	70	31	1	147	0	0	0	0		
4:15 PM			0	24		1	0	1	32		0	79	32	2	169	0	0	0	0		
4:30 PM			0	26		1	1	0	24		1	83	33	2	167	0	0	0	0		
4:45 PM			0	21		0	0	3	41		1	82	53	1	200	0	0	0	0		
5:00 PM			0	20		1	0	0	33		2	84	52	0	190	0	0	0	0		
5:15 PM			0	23		0	0	2	41		1	89	65	0	220	0	0	0	0		
5:30 PM			0	33		1	1	0	59		1	70	56	1	219	0	0	0	0		
5:45 PM			0	10		0	0	0	45		0	63	51	1	169	0	0	0	0		
6:00 PM			0	31		1	0	0	45		0	54	48	0	179	0	0	0	0		
6:15 PM			0	24		0	0	0	43		0	54	37	0	158	0	0	0	0		
Total Survey			0	266		5	3	6	445		9	869	525	11	2,116	0	0	0	0		

Peak Hour Summary

4:45 PM to 5:45 PM

By Approach	Northbound W Hills Rd				Southbound W Hills Rd				Eastbound SW Western Blvd				Westbound SW Western Blvd				Total	Pedestrians Crosswalk				
	In	Out	Total	Bikes	In	Out	Total	Bikes	In	Out	Total	Bikes	In	Out	Total	Bikes		North	South	East	West	
Volume	0	0	0	0	99	231	330	1	179	327	506	5	551	271	822	2	829	0	0	0	0	
%HV	0.0%				2.0%				1.1%				1.3%				1.3%					
PHF	0.00				0.73				0.76				0.89				0.94					

By Movement	Northbound W Hills Rd				Southbound W Hills Rd				Eastbound SW Western Blvd				Westbound SW Western Blvd				Total
	In	Out	Total	Bikes	L	R	Total	Bikes	L	T	Total	Bikes	T	R	Total	Bikes	
Volume			0	0	97		2	99	5	174		179		325	226	551	829
%HV	NA	NA	NA	0.0%	1.0%	NA	50.0%	2.0%	0.0%	1.1%	NA	1.1%	NA	1.5%	0.9%	1.3%	1.3%
PHF			0.00	0.73		0.50	0.73	0.42	0.74		0.76		0.91	0.87	0.89	0.94	

Rolling Hour Summary

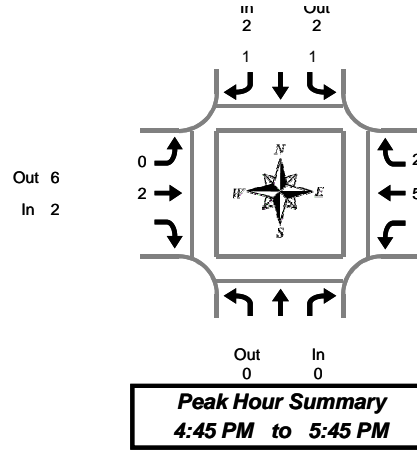
3:30 PM to 6:30 PM

Interval Start Time	Northbound W Hills Rd				Southbound W Hills Rd				Eastbound SW Western Blvd				Westbound SW Western Blvd				Interval Total	Pedestrians Crosswalk			
	In	Out	Bikes	Total	L	R	Bikes	Total	L	T	Bikes	Total	T	R	Bikes	Total		North	South	East	West
3:30 PM			0	78		1	1	1	114		3	290	130	6	614	0	0	0	0		
3:45 PM			0	85		2	2	1	115		3	297	128	7	628	0	0	0	0		
4:00 PM			0	86		2	1	4	128		4	314	149	6	683	0	0	0	0		
4:15 PM			0	91		3	1	4	130		4	328	170	5	726	0	0	0	0		
4:30 PM			0	90		2	1	5	139		5	338	203	3	777	0	0	0	0		
4:45 PM			0	97		2	1	5	174		5	325	226	2	829	0	0	0	0		
5:00 PM			0	86		2	1	2	178		4	306	224	2	798	0	0	0	0		
5:15 PM			0	97		2	1	2	190		2	276	220	2	787	0	0	0	0		
5:30 PM			0	98		2	1	0	192		1	241	192	2	725	0	0	0	0		

Heavy Vehicle Summary



Clay Carney
(503) 833-2740



W Hills Rd & SW Western Blvd

Tuesday, May 15, 2012
3:30 PM to 6:30 PM

Heavy Vehicle 15-Minute Interval Summary 3:30 PM to 6:30 PM

Interval Start Time	Northbound W Hills Rd			Southbound W Hills Rd			Eastbound SW Western Blvd			Westbound SW Western Blvd			Interval Total	
			Total	L	R	Total	L	T	Total	T	R	Total		
3:30 PM			0	0		0	0	0	0		1	0	1	1
3:45 PM			0	0		0	0	0	0		1	0	1	1
4:00 PM			0	0		0	0	0	1		3	1	4	5
4:15 PM			0	0		1	1	0	1		3	0	3	5
4:30 PM			0	1		0	1	0	0		2	2	4	5
4:45 PM			0	0		0	0	0	0		1	0	1	1
5:00 PM			0	0		0	0	0	1		3	1	4	5
5:15 PM			0	0		0	0	0	0		0	1	1	1
5:30 PM			0	1		1	2	0	1		1	0	1	4
5:45 PM			0	0		0	0	0	1		1	0	1	2
6:00 PM			0	0		0	0	0	0		1	0	1	1
6:15 PM			0	0		0	0	0	0		0	0	0	0
Total Survey			0	2		2	4	0	5		17	5	22	31

Heavy Vehicle Peak Hour Summary 4:45 PM to 5:45 PM

By Approach	Northbound W Hills Rd			Southbound W Hills Rd			Eastbound SW Western Blvd			Westbound SW Western Blvd			Total
	In	Out	Total	In	Out	Total	In	Out	Total	In	Out	Total	
Volume	0	0	0	2	2	4	2	6	8	7	3	10	11
PHF	0.00			0.25			0.25			0.16			0.18

By Movement	Northbound W Hills Rd			Southbound W Hills Rd			Eastbound SW Western Blvd			Westbound SW Western Blvd			Total	
			Total	L	R	Total	L	T	Total	T	R	Total		
Volume			0	1		1	2	0	2		5	2	7	11
PHF			0.00	0.25		0.25	0.25	0.00	0.25		0.16	0.17	0.16	0.18

Heavy Vehicle Rolling Hour Summary 3:30 PM to 6:30 PM

Interval Start Time	Northbound W Hills Rd			Southbound W Hills Rd			Eastbound SW Western Blvd			Westbound SW Western Blvd			Interval Total	
			Total	L	R	Total	L	T	Total	T	R	Total		
3:30 PM			0	0		1	1	0	2		8	1	9	12
3:45 PM			0	1		1	2	0	2		9	3	12	16
4:00 PM			0	1		1	2	0	2		9	3	12	16
4:15 PM			0	1		1	2	0	2		9	3	12	16
4:30 PM			0	1		0	1	0	1		6	4	10	12
4:45 PM			0	1		1	2	0	2		5	2	7	11
5:00 PM			0	1		1	2	0	3		5	2	7	12
5:15 PM			0	1		1	2	0	2		3	1	4	8
5:30 PM			0	1		1	2	0	2		3	0	3	7

Peak Hour Summary

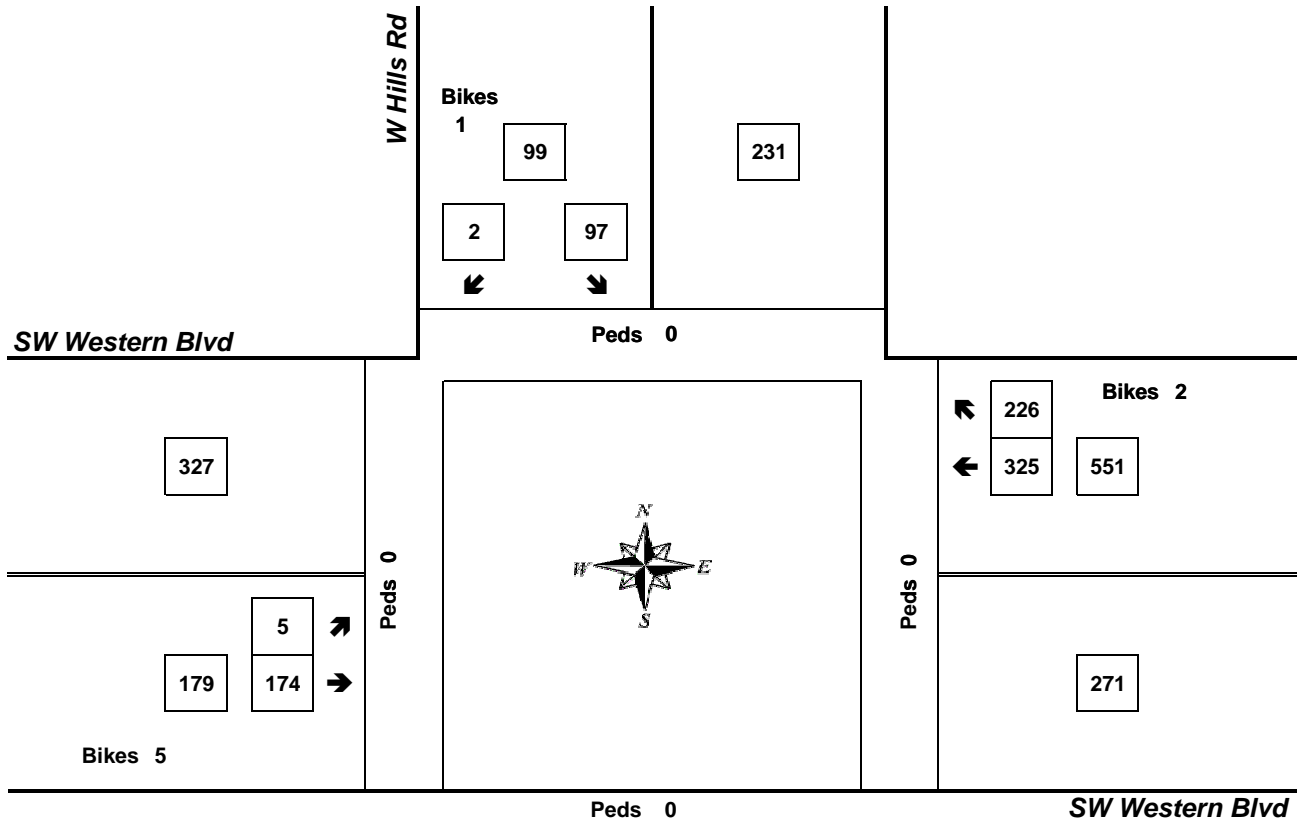


Clay Carney
(503) 833-2740

W Hills Rd & SW Western Blvd

4:45 PM to 5:45 PM

Tuesday, May 15, 2012



Bikes
0

Approach	PHF	HV%	Volume
EB	0.76	1.1%	179
WB	0.89	1.3%	551
NB	0.00	0.0%	0
SB	0.73	2.0%	99
Intersection	0.94	1.3%	829

Count Period: 3:30 PM to 6:30 PM